

# KENTUCKY

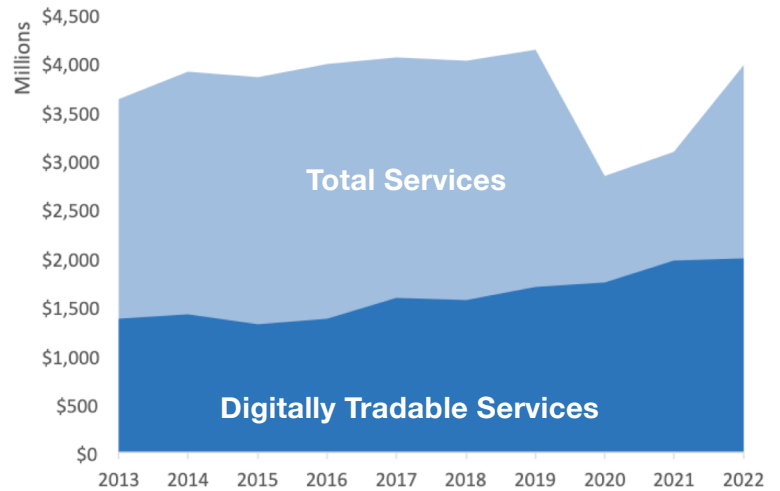
### U.S. Services Supply the World

Kentucky has seen a rise in services exports, boosting economic growth and jobs. Services exports have nearly recovered from Covid-related declines. In 2022, the U.S. services trade surplus was \$232 billion.

U.S. services industries are the most competitive and innovative in the world. They provide new economic opportunities and contribute to the successful production of manufacturing and agriculture in the United States and abroad.

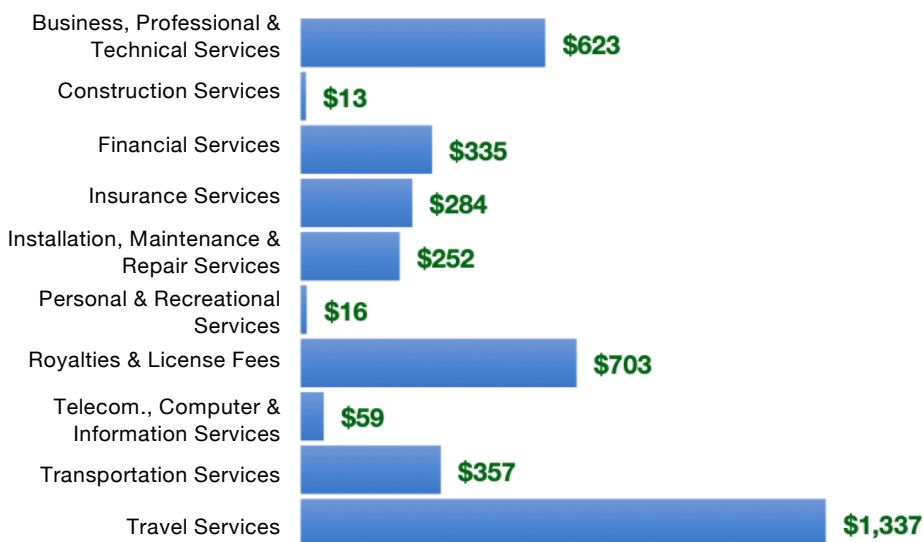
Type	2013	2019	2020	2022
Total Services	\$3.6B	\$4.1B	\$2.8B	\$4.0B
Digitally Tradable	\$1.4B	\$1.7B	\$1.7B	\$2.0B

### Kentucky Services Exports



Kentucky Services Exports Support **25,730** Jobs, Including **9,910** from Digitally Tradable Services

### KY Services Exports by Sector, 2022 (\$ millions)



### KY Services Exports to Select Markets, 2022

- To China:** \$225 million in services exports supporting 1,350 jobs
- To Canada:** \$352 million in services exports supporting 2,420 jobs
- To Mexico:** \$299 million in services exports supporting 2,300 jobs

### KY Digital Services Exports to Select Markets, 2022

- To EU:** \$553 million in services exports supporting 2,750 jobs
- To UK:** \$212 million in services exports supporting 1,040 jobs
- To Africa:** \$22 million in services exports supporting 110 jobs
- To IPEF\*:** \$345 million in services exports supporting 1,830 jobs

\* Sources: National data from the U.S. Bureau of Economic Analysis, state export and jobs data from Trade Partnership Worldwide. "IPEF" includes the participants as of launch on July 1, 2024.

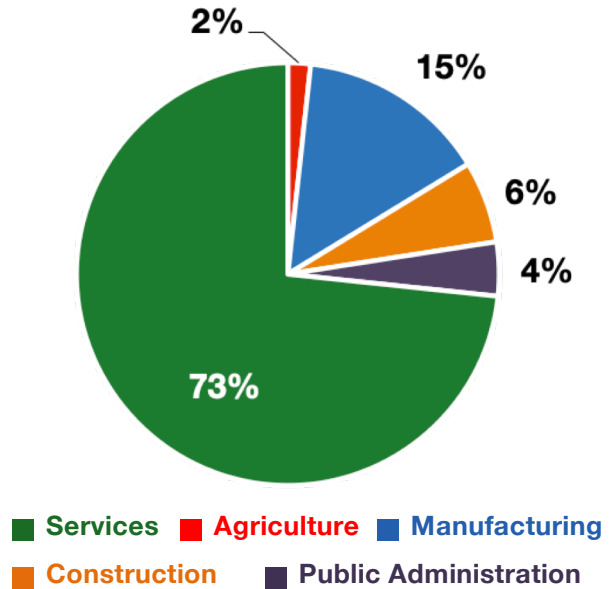
Copyright 2024. The Coalition of Services Industries. All rights reserved.

## KENTUCKY

### Services Fuel U.S. Jobs and Growth

Services fuel America’s economic growth and jobs, generating more than 77 percent of employment in the United States and 68 percent of GDP. Services are a major component of the manufacturing and agricultural sectors, and they boost the competitiveness of those sectors.

In Kentucky, services accounted for 73 percent of all jobs in 2022. The top services sector for employment was educational services, and health care and social assistance, which alone employed 491,300 Kentucky workers.



### Kentucky Services Industries Employ 1.5 Million Workers

### Kentucky Jobs by Sector and Services Subsector, 2022

Agriculture, Forestry, & Mining	35,800
Construction	129,300
Manufacturing	299,600
Public Administration	85,000
<b>Total Services</b>	<b>1.5 Million</b>
<i>Wholesale Trade</i>	41,400
<i>Retail Trade</i>	236,700
<i>Transportation, Warehousing, &amp; Utilities</i>	151,400
<i>Information</i>	28,300
<i>Finance, Insurance, &amp; Real Estate</i>	112,600
<i>Professional, Scientific, &amp; Management</i>	193,900
<i>Education, Health Care, &amp; Social Assistance</i>	491,300
<i>Arts, Entertainment, Accommodation, &amp; Food</i>	156,000
<i>Other Services</i>	100,100