

## ILLINOIS

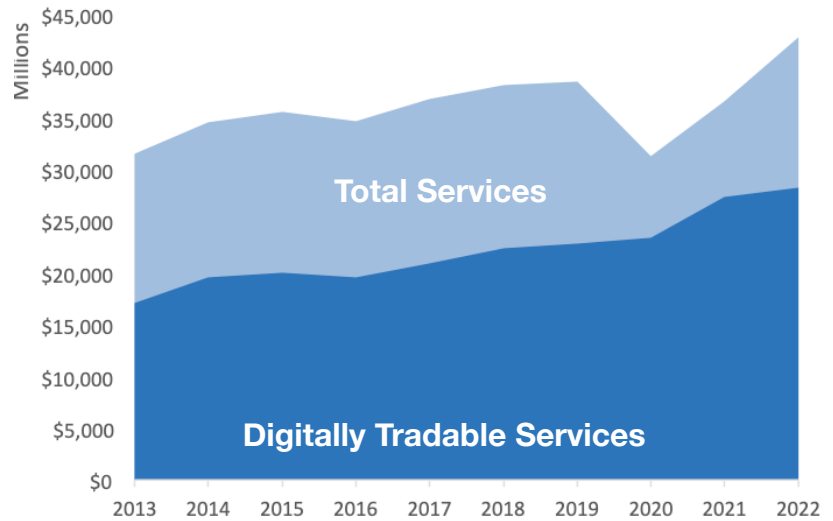
### U.S. Services Supply the World

Illinois has seen a rise in services exports, boosting economic growth and jobs. Services exports have fully recovered from Covid-related declines. In 2022, the U.S. services trade surplus was \$232 billion.

U.S. services industries are the most competitive and innovative in the world. They provide new economic opportunities and contribute to the successful production of manufacturing and agriculture in the United States and abroad.

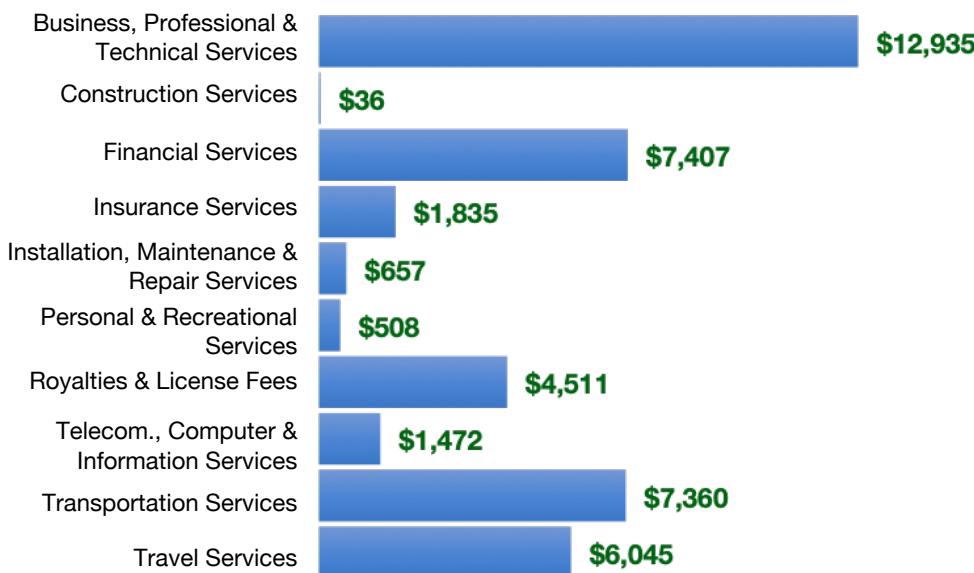
Type	2013	2019	2020	2022
Total Services	\$32B	\$39B	\$31B	\$43B
Digitally Tradable	\$17B	\$23B	\$23B	\$28B

### Illinois Services Exports



Illinois Services Exports Support **242,840** Jobs, Including **141,620** from Digitally Tradable Services

### IL Services Exports by Sector, 2022 (\$ millions)



### IL Services Exports to Select Markets, 2022

- To China:** \$2.4 billion in services exports supporting **16,250 jobs**
- To Canada:** \$3.3 billion in services exports supporting **18,960 jobs**
- To Mexico:** \$1.6 billion in services exports supporting **11,080 jobs**

### IL Digital Services Exports to Select Markets, 2022

- To EU:** \$8.2 billion in services exports supporting **42,610 jobs**
- To UK:** \$2.9 billion in services exports supporting **14,040 jobs**
- To Africa:** \$346 million in services exports supporting **2,050 jobs**
- To IPEF\*:** \$4.5 billion in services exports supporting **23,100 jobs**

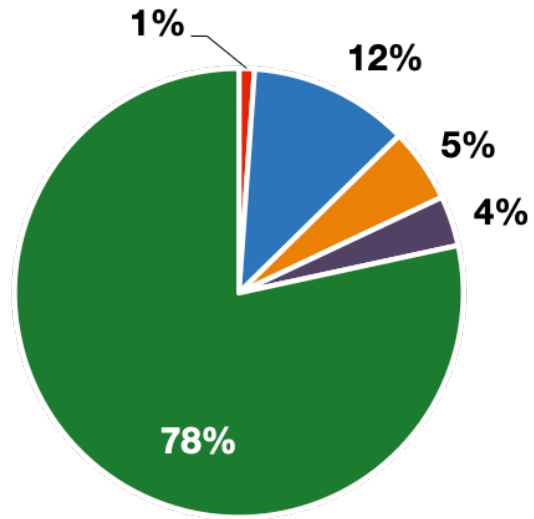
\* Sources: National data from the U.S. Bureau of Economic Analysis, state export and jobs data from Trade Partnership Worldwide. "IPEF" includes the participants as of launch on July 1, 2024.

## ILLINOIS

### Services Fuel U.S. Jobs and Growth

Services fuel America’s economic growth and jobs, generating more than 77 percent of employment in the United States and 68 percent of GDP. Services are a major component of the manufacturing and agricultural sectors, and they boost the competitiveness of those sectors.

In Illinois, services accounted for 78 percent of all jobs in 2022. The top services sector for employment was educational services, and health care and social assistance, which alone employed 1.5 million Illinois workers.



■ Services 
 ■ Agriculture 
 ■ Manufacturing 
 ■ Construction 
 ■ Public Administration

### Illinois Services Industries Employ 4.9 Million Workers

#### Illinois Jobs by Sector and Services Subsector, 2022

Agriculture, Forestry, & Mining	70,500
Construction	336,100
Manufacturing	725,900
Public Administration	227,300
<b>Total Services</b>	<b>4.9 Million</b>
<i>Wholesale Trade</i>	157,200
<i>Retail Trade</i>	675,900
<i>Transportation, Warehousing, &amp; Utilities</i>	454,500
<i>Information</i>	108,500
<i>Finance, Insurance, &amp; Real Estate</i>	477,200
<i>Professional, Scientific, &amp; Management</i>	814,200
<i>Education, Health Care, &amp; Social Assistance</i>	1.5 Million
<i>Arts, Entertainment, Accommodation, &amp; Food</i>	499,500
<i>Other Services</i>	291,900