

## IOWA

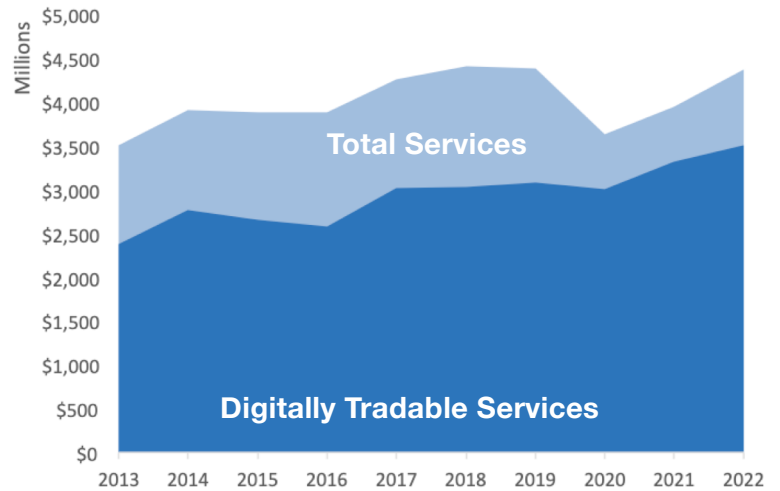
### U.S. Services Supply the World

Iowa has seen a rise in services exports, boosting economic growth and jobs. Services exports have recovered from Covid-related declines. In 2022, the U.S. services trade surplus was \$232 billion.

U.S. services industries are the most competitive and innovative in the world. They provide new economic opportunities and contribute to the successful production of manufacturing and agriculture in the United States and abroad.

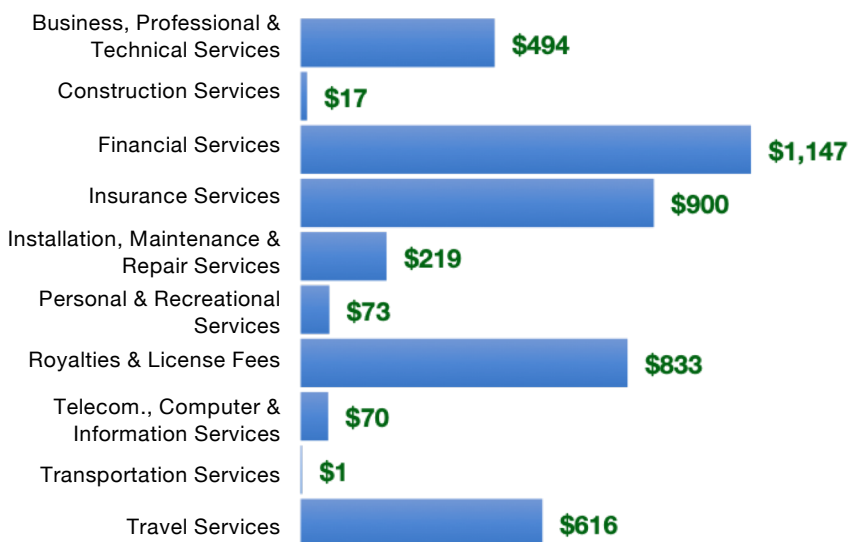
Type	2013	2019	2020	2022
Total Services	\$3.5B	\$4.4B	\$3.6B	\$4.4B
Digitally Tradable	\$2.4B	\$3.1B	\$3.0B	\$3.5B

### Iowa Services Exports



Iowa Services Exports Support **21,980** Jobs, Including **14,770** from Digitally Tradable Services

### IA Services Exports by Sector, 2022 (\$ millions)



### IA Services Exports to Select Markets, 2022

**To China:** \$241 million in services exports supporting 1,410 jobs

**To Canada:** \$337 million in services exports supporting 1,770 jobs

**To Mexico:** \$171 million in services exports supporting 1,070 jobs

### IA Digital Services Exports to Select Markets, 2022

**To EU:** \$845 million in services exports supporting 3,380 jobs

**To UK:** \$472 million in services exports supporting 1,960 jobs

**To Africa:** \$47 million in services exports supporting 240 jobs

**To IPEF\*:** \$653 million in services exports supporting 2,900 jobs

\* Sources: National data from the U.S. Bureau of Economic Analysis, state export and jobs data from Trade Partnership Worldwide. "IPEF" includes the participants as of launch on July 1, 2024.

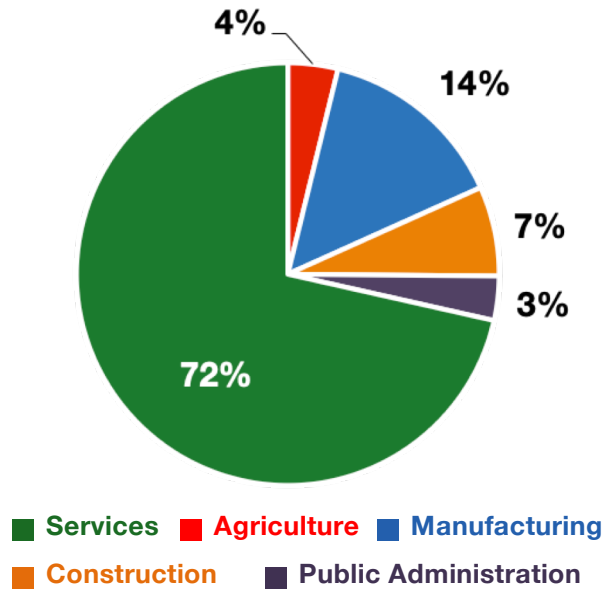
Copyright 2024. The Coalition of Services Industries. All rights reserved.

## IOWA

### Services Fuel U.S. Jobs and Growth

Services fuel America’s economic growth and jobs, generating more than 77 percent of employment in the United States and 68 percent of GDP. Services are a major component of the manufacturing and agricultural sectors, and they boost the competitiveness of those sectors.

In Iowa, services accounted for 71 percent of all jobs in 2022. The top services sector for employment was educational services, and health care and social assistance, which alone employed 408,100 Iowa workers.



### Iowa Services Industries Employ 1.2 Million Workers

### Iowa Jobs by Sector and Services Subsector, 2022

Agriculture, Forestry, & Mining	63,400
Construction	113,800
Manufacturing	239,700
Public Administration	56,100
<b>Total Services</b>	<b>1.2 Million</b>
<i>Wholesale Trade</i>	40,400
<i>Retail Trade</i>	189,100
<i>Transportation, Warehousing, &amp; Utilities</i>	88,000
<i>Information</i>	23,500
<i>Finance, Insurance, &amp; Real Estate</i>	127,900
<i>Professional, Scientific, &amp; Management</i>	130,100
<i>Education, Health Care, &amp; Social Assistance</i>	408,100
<i>Arts, Entertainment, Accommodation, &amp; Food</i>	110,500
<i>Other Services</i>	67,800