

HAWAII

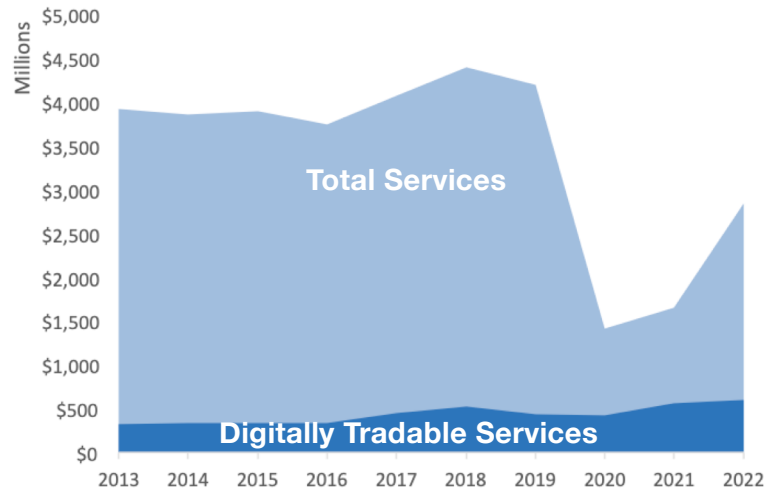
U.S. Services Supply the World

Hawaii has seen a rise in services exports, boosting economic growth and jobs, though services exports are recovering from Covid-related declines. In 2022, the U.S. services trade surplus was \$232 billion.

U.S. services industries are the most competitive and innovative in the world. They provide new economic opportunities and contribute to the successful production of manufacturing and agriculture in the United States and abroad.

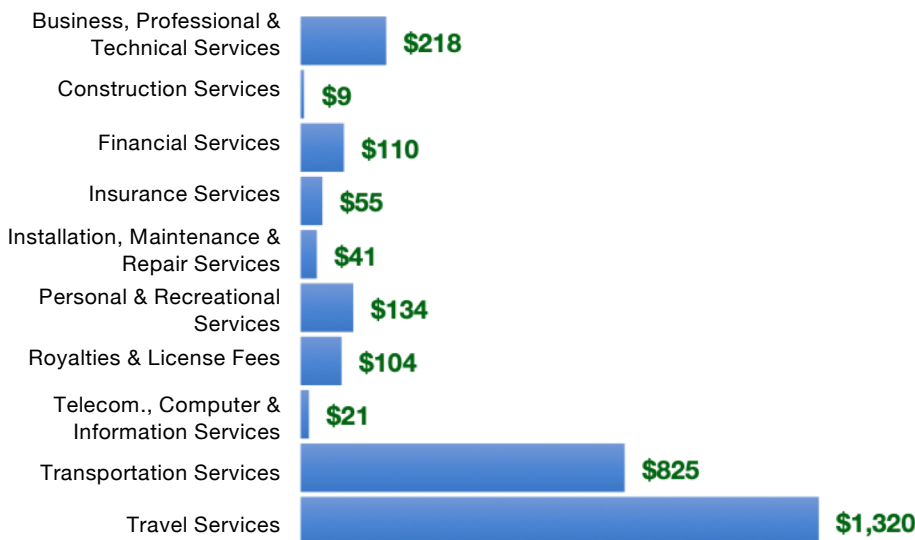
Type	2013	2019	2020	2022
Total Services	\$3.9B	\$4.2B	\$1.4B	\$2.8B
Digitally Tradable	\$330M	\$442M	\$430M	\$595M

Hawaii Services Exports



Hawaii Services Exports Support **20,380** Jobs, Including **3,440** from Digitally Tradable Services

HI Services Exports by Sector, 2022 (\$ millions)



HI Services Exports to Select Markets, 2022

- To China:** \$107 million in services exports supporting 790 jobs
- To Canada:** \$255 million in services exports supporting 1,990 jobs
- To Mexico:** \$271 million in services exports supporting 2,230 jobs

HI Digital Services Exports to Select Markets, 2022

- To EU:** \$124 million in services exports supporting 690 jobs
- To UK:** \$91 million in services exports supporting 470 jobs
- To Africa:** \$11 million in services exports supporting 90 jobs
- To IPEF*:** \$109 million in services exports supporting 680 jobs

* Sources: National data from the U.S. Bureau of Economic Analysis, state export and jobs data from Trade Partnership Worldwide. "IPEF" includes the participants as of launch on July 1, 2024.

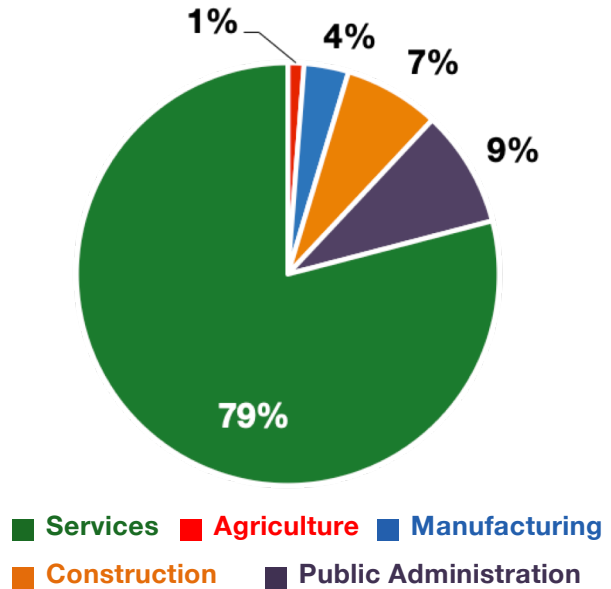
Copyright 2024. The Coalition of Services Industries. All rights reserved.

HAWAII

Services Fuel U.S. Jobs and Growth

Services fuel America’s economic growth and jobs, generating more than 77 percent of employment in the United States and 68 percent of GDP. Services are a major component of the manufacturing and agricultural sectors, and they boost the competitiveness of those sectors.

In Hawaii, services accounted for 79 percent of all jobs in 2022. The top services sector for employment was educational services, and health care and social assistance, which alone employed 146,800 Hawaii workers.



Hawaii Services Industries Employ **533,300** Workers

Hawaii Jobs by Sector and Services Subsector, 2022

Agriculture, Forestry, & Mining	8,300
Construction	49,500
Manufacturing	23,000
Public Administration	60,500
Total Services	533,300
<i>Wholesale Trade</i>	11,300
<i>Retail Trade</i>	69,900
<i>Transportation, Warehousing, & Utilities</i>	41,800
<i>Information</i>	12,100
<i>Finance, Insurance, & Real Estate</i>	42,900
<i>Professional, Scientific, & Management</i>	76,100
<i>Education, Health Care, & Social Assistance</i>	146,800
<i>Arts, Entertainment, Accommodation, & Food</i>	104,600
<i>Other Services</i>	27,900