

DELAWARE

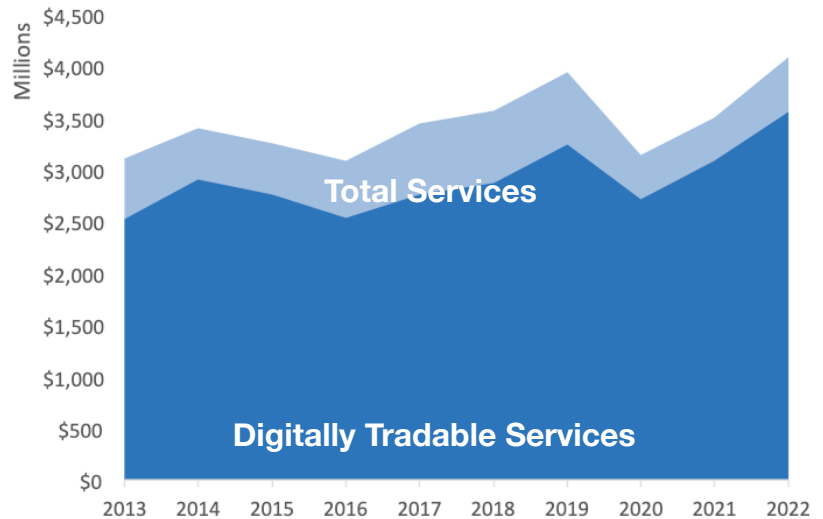
U.S. Services Supply the World

Delaware has seen a rise in services exports, boosting economic growth and jobs. Services exports have fully recovered from Covid-related declines. In 2022, the U.S. services trade surplus was \$232 billion.

U.S. services industries are the most competitive and innovative in the world. They provide new economic opportunities and contribute to the successful production of manufacturing and agriculture in the United States and abroad.

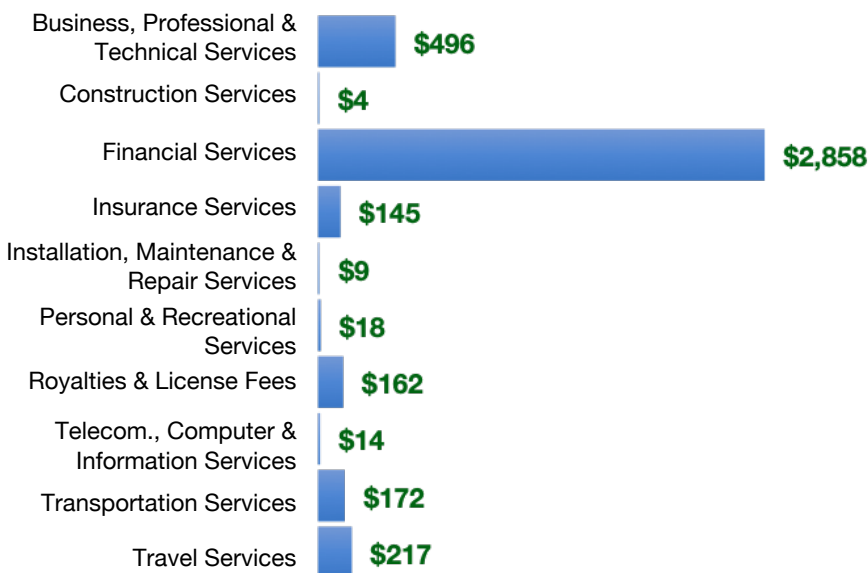
Type	2013	2019	2020	2022
Total Services	\$3.1B	\$3.9B	\$3.1B	\$4.1B
Digitally Tradable	\$2.5B	\$3.2B	\$2.7B	\$3.6B

Delaware Services Exports



Delaware Services Exports Support **15,800** Jobs, Including **13,260** from Digitally Tradable Services

DE Services Exports by Sector, 2022 (\$ millions)



DE Services Exports to Select Markets, 2022

- To China:** \$213 million in services exports supporting 690 jobs
- To Canada:** \$281 million in services exports supporting 1,140 jobs
- To Mexico:** \$146 million in services exports supporting 640 jobs

DE Digital Services Exports to Select Markets, 2022

- To EU:** \$760 million in services exports supporting 2,930 jobs
- To UK:** \$414 million in services exports supporting 1,540 jobs
- To Africa:** \$105 million in services exports supporting 380 jobs
- To IPEF*:** \$674 million in services exports supporting 2,500 jobs

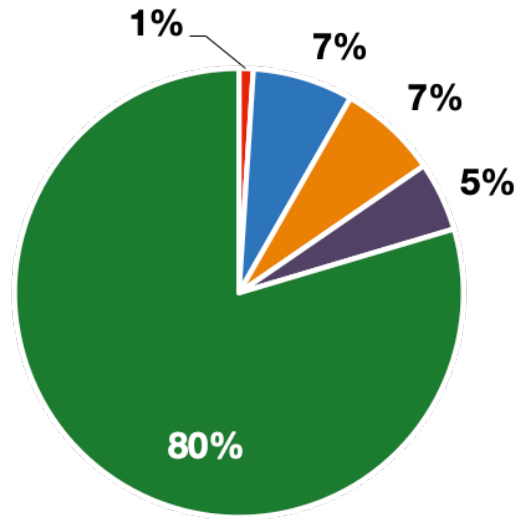
* Sources: National data from the U.S. Bureau of Economic Analysis, state export and jobs data from Trade Partnership Worldwide. "IPEF" includes the participants as of launch on July 1, 2024.
Copyright 2024. The Coalition of Services Industries. All rights reserved.

DELAWARE

Services Fuel U.S. Jobs and Growth

Services fuel America's economic growth and jobs, generating more than 77 percent of employment in the United States and 68 percent of GDP. Services are a major component of the manufacturing and agricultural sectors, and they boost the competitiveness of those sectors.

In Delaware, services accounted for 80 percent of all jobs in 2022. The top services sector for employment was educational services, and health care and social assistance, which alone employed 117,000 Delaware workers.



■ Services
 ■ Agriculture
 ■ Manufacturing
 ■ Construction
 ■ Public Administration

Delaware Services Industries Employ **397,000** Workers

Delaware Jobs by Sector and Services Subsector, 2022

Agriculture, Forestry, & Mining	5,100
Construction	35,600
Manufacturing	36,100
Public Administration	24,800
Total Services	397,000
<i>Wholesale Trade</i>	9,300
<i>Retail Trade</i>	61,900
<i>Transportation, Warehousing, & Utilities</i>	30,300
<i>Information</i>	5,300
<i>Finance, Insurance, & Real Estate</i>	47,200
<i>Professional, Scientific, & Management</i>	60,200
<i>Education, Health Care, & Social Assistance</i>	117,000
<i>Arts, Entertainment, Accommodation, & Food</i>	42,100
<i>Other Services</i>	23,800