

CONNECTICUT

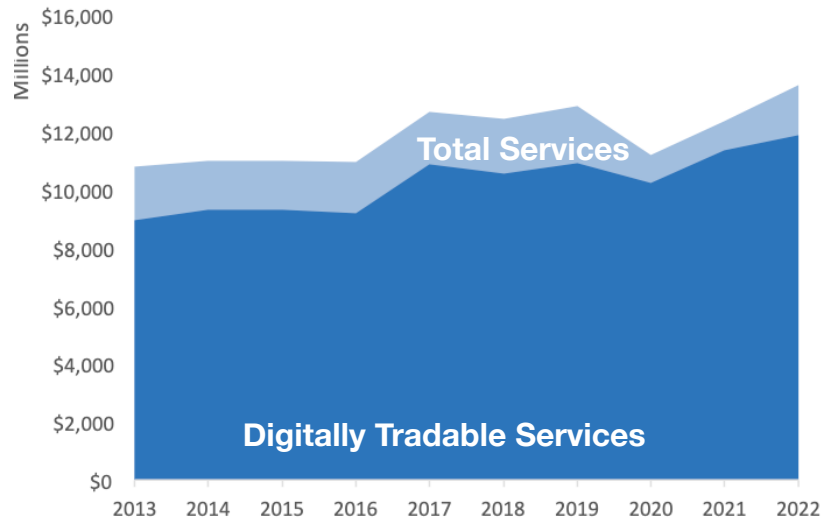
U.S. Services Supply the World

Connecticut has seen a rise in services exports, boosting economic growth and jobs. Services exports have fully recovered from Covid-related declines. In 2022, the U.S. services trade surplus was \$232 billion.

U.S. services industries are the most competitive and innovative in the world. They provide new economic opportunities and contribute to the successful production of manufacturing and agriculture in the United States and abroad.

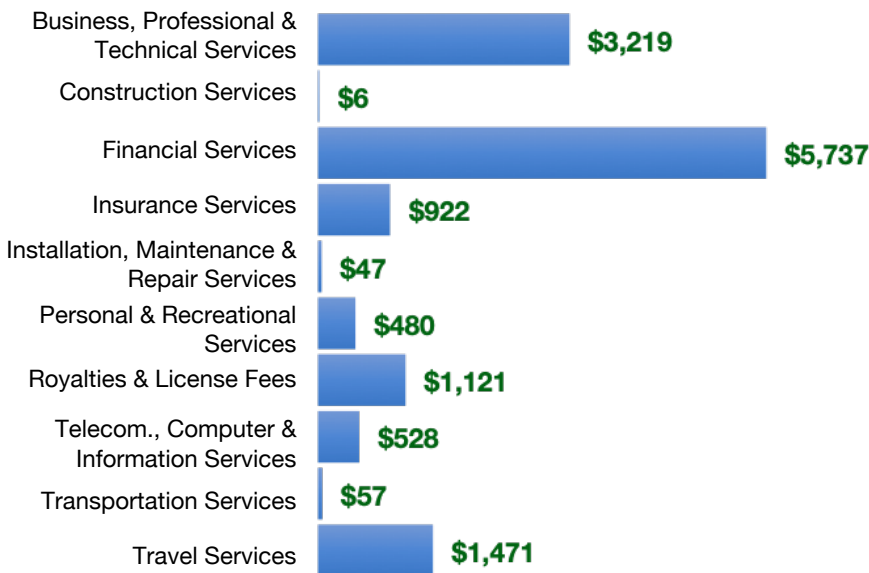
Type	2013	2019	2020	2022
Total Services	\$11B	\$13B	\$11B	\$14B
Digitally Tradable	\$8.9B	\$11B	\$10B	\$12B

Connecticut Services Exports



Connecticut Services Exports Support **67,470** Jobs, Including **52,370** from Digitally Tradable Services

CT Services Exports by Sector, 2022 (\$ millions)



CT Services Exports to Select Markets, 2022

- To China:** \$510 million in services exports supporting **3,630 jobs**
- To Canada:** \$934 million in services exports supporting **4,870 jobs**
- To Mexico:** \$338 million in services exports supporting **2,250 jobs**

CT Digital Services Exports to Select Markets, 2022

- To EU:** \$2.7 billion in services exports supporting **12,520 jobs**
- To UK:** \$1.2 billion in services exports supporting **5,300 jobs**
- To Africa:** \$98 million in services exports supporting **570 jobs**
- To IPEF*:** \$1.6 billion in services exports supporting **7,520 jobs**

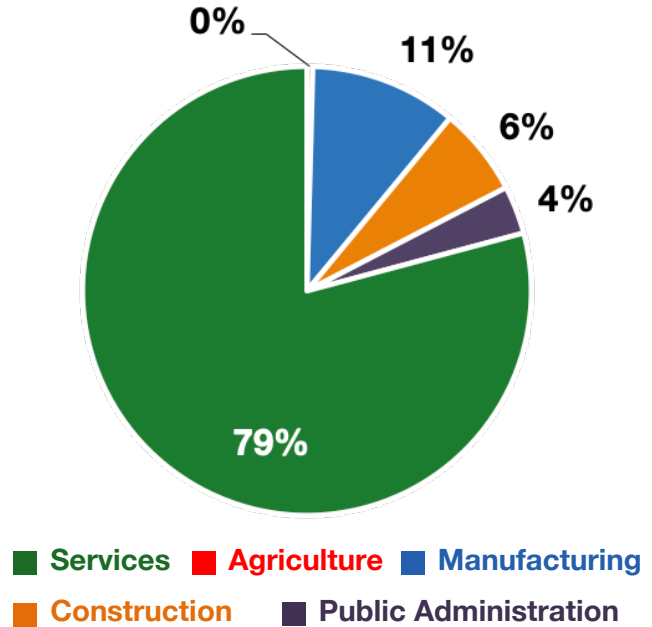
* Sources: National data from the U.S. Bureau of Economic Analysis, state export and jobs data from Trade Partnership Worldwide. "IPEF" includes the participants as of launch on July 1, 2024.
Copyright 2024. The Coalition of Services Industries. All rights reserved.

CONNECTICUT

Services Fuel U.S. Jobs and Growth

Services fuel America's economic growth and jobs, generating more than 77 percent of employment in the United States and 68 percent of GDP. Services are a major component of the manufacturing and agricultural sectors, and they boost the competitiveness of those sectors.

In Connecticut, services accounted for 79 percent of all jobs in 2022. The top services sector for employment was educational services, and health care and social assistance, which alone employed 501,200 Connecticut workers.



Connecticut Services Industries Employ **1.5 Million** Workers

Connecticut Jobs by Sector and Services Subsector, 2022

Agriculture, Forestry, & Mining	7,800
Construction	118,600
Manufacturing	197,200
Public Administration	64,400
Total Services	1.5 Million
<i>Wholesale Trade</i>	36,100
<i>Retail Trade</i>	194,800
<i>Transportation, Warehousing, & Utilities</i>	85,800
<i>Information</i>	40,900
<i>Finance, Insurance, & Real Estate</i>	163,200
<i>Professional, Scientific, & Management</i>	228,600
<i>Education, Health Care, & Social Assistance</i>	501,200
<i>Arts, Entertainment, Accommodation, & Food</i>	144,100
<i>Other Services</i>	78,700