

COLORADO

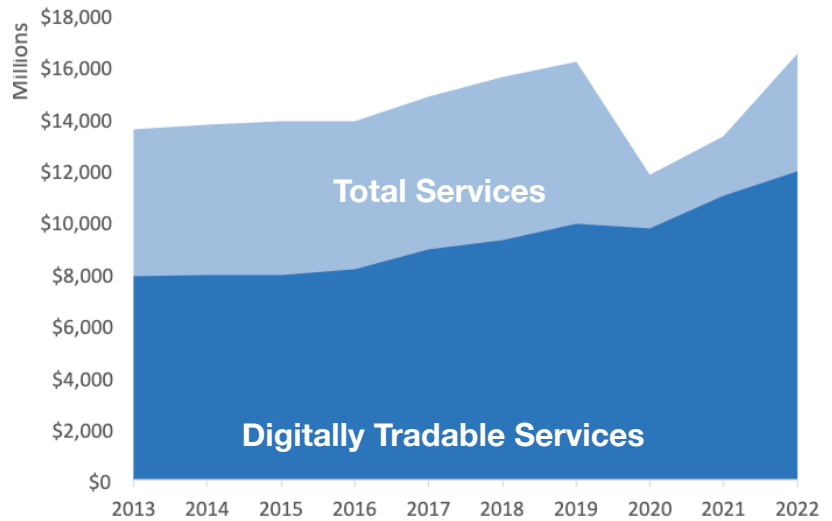
U.S. Services Supply the World

Colorado has seen a rise in services exports, boosting economic growth and jobs. Services exports have fully recovered from Covid-related declines. In 2022, the U.S. services trade surplus was \$232 billion.

U.S. services industries are the most competitive and innovative in the world. They provide new economic opportunities and contribute to the successful production of manufacturing and agriculture in the United States and abroad.

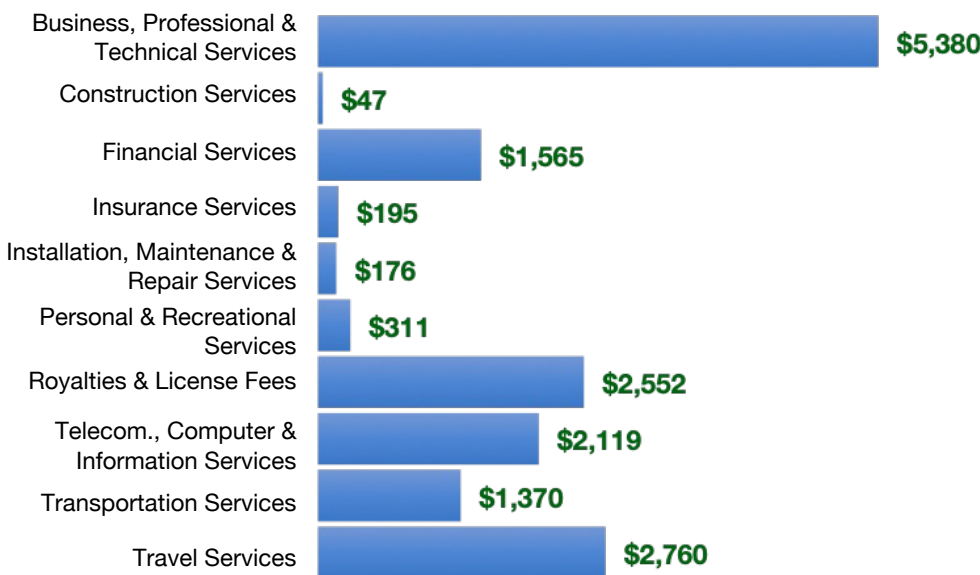
Type	2013	2019	2020	2022
Total Services	\$14B	\$16B	\$12B	\$16B
Digitally Tradable	\$7.9B	\$9.9B	\$9.7B	\$12B

Colorado Services Exports



Colorado Services Exports Support **97,260** Jobs, Including **60,980** from Digitally Tradable Services

CO Services Exports by Sector, 2022 (\$ millions)



CO Services Exports to Select Markets, 2022

- To China:** \$641 million in services exports supporting 4,360 jobs
- To Canada:** \$1.3 billion in services exports supporting 8,330 jobs
- To Mexico:** \$861 million in services exports supporting 6,260 jobs

CO Digital Services Exports to Select Markets, 2022

- To EU:** \$3.8 billion in services exports supporting 18,910 jobs
- To UK:** \$940 million in services exports supporting 4,960 jobs
- To Africa:** \$173 million in services exports supporting 1,080 jobs
- To IPEF*:** \$2.2 billion in services exports supporting 11,200 jobs

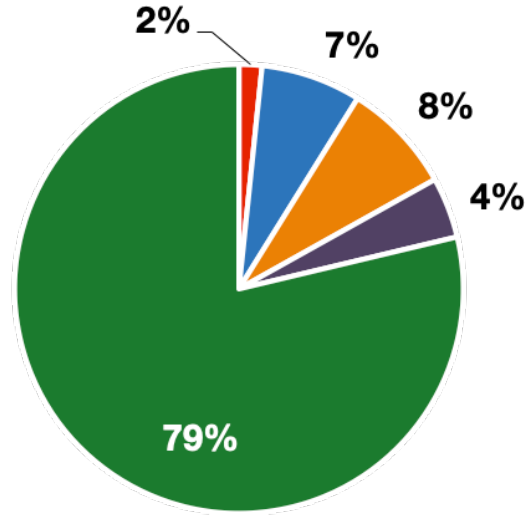
* Sources: National data from the U.S. Bureau of Economic Analysis, state export and jobs data from Trade Partnership Worldwide. "IPEF" includes the participants as of launch on July 1, 2024. Copyright 2024. The Coalition of Services Industries. All rights reserved.

COLORADO

Services Fuel U.S. Jobs and Growth

Services fuel America's economic growth and jobs, generating more than 77 percent of employment in the United States and 68 percent of GDP. Services are a major component of the manufacturing and agricultural sectors, and they boost the competitiveness of those sectors.

In Colorado, services accounted for 79 percent of all jobs in 2022. The top services sector for employment was educational services, and health care and social assistance, which alone employed 660,800 Colorado workers.



■ Services
 ■ Agriculture
 ■ Manufacturing
 ■ Construction
 ■ Public Administration

Colorado Services Industries Employ 2.5 Million Workers

Colorado Jobs by Sector and Services Subsector, 2022

Agriculture, Forestry, & Mining	51,900
Construction	251,300
Manufacturing	225,900
Public Administration	137,100
Total Services	2.5 Million
<i>Wholesale Trade</i>	57,200
<i>Retail Trade</i>	330,100
<i>Transportation, Warehousing, & Utilities</i>	173,800
<i>Information</i>	85,300
<i>Finance, Insurance, & Real Estate</i>	225,600
<i>Professional, Scientific, & Management</i>	494,100
<i>Education, Health Care, & Social Assistance</i>	660,800
<i>Arts, Entertainment, Accommodation, & Food</i>	288,900
<i>Other Services</i>	149,100