

CALIFORNIA

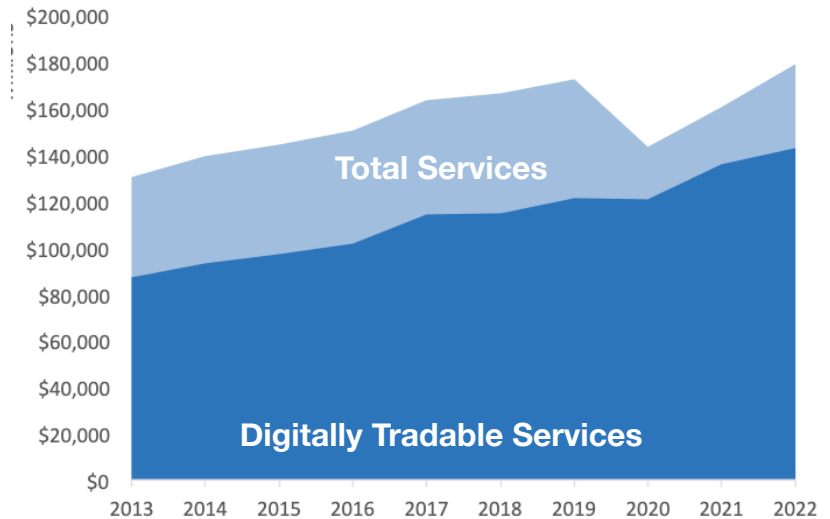
U.S. Services Supply the World

California has seen a rise in services exports, boosting economic growth and jobs. Services exports have fully recovered from Covid-related declines. In 2022, the U.S. services trade surplus was \$232 billion.

U.S. services industries are the most competitive and innovative in the world. They provide new economic opportunities and contribute to the successful production of manufacturing and agriculture in the United States and abroad.

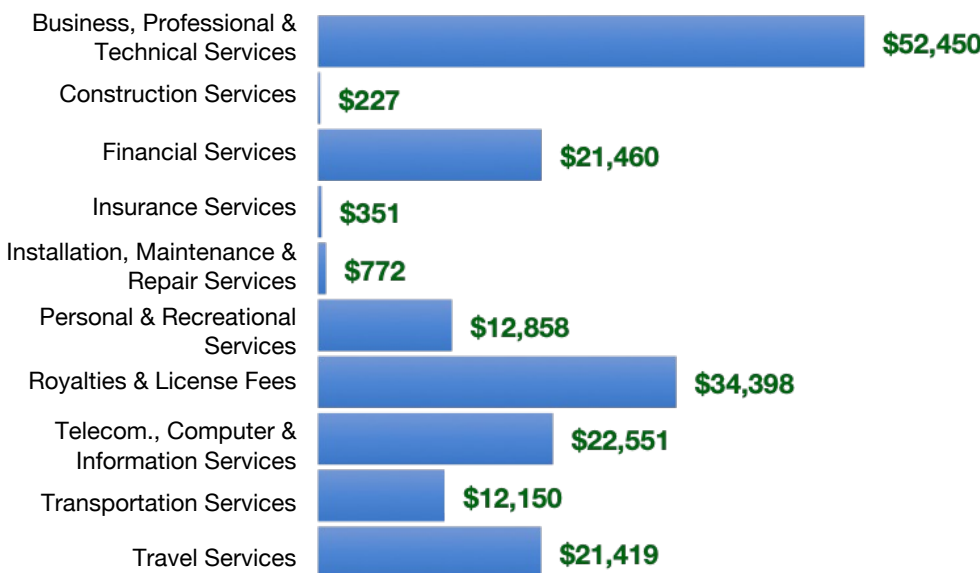
Type	2013	2019	2020	2022
Total Services	\$130B	\$172B	\$143B	\$179B
Digitally Tradable	\$87B	\$121B	\$121B	\$143B

California Services Exports



California Services Exports Support **933,790** Jobs, Including **655,130** from Digitally Tradable Services

CA Services Exports by Sector, 2022 (\$ millions)



CA Services Exports to Select Markets, 2022

- To China:** \$8.4 billion in services exports supporting 49,750 jobs
- To Canada:** \$13 billion in services exports supporting 73,000 jobs
- To Mexico:** \$6.3 billion in services exports supporting 43,250 jobs

CA Digital Services Exports to Select Markets, 2022

- To EU:** \$46 billion in services exports supporting 208,590 jobs
- To UK:** \$13 billion in services exports supporting 65,190 jobs
- To Africa:** \$1.6 billion in services exports supporting 7,950 jobs
- To IPEF*:** \$24 billion in services exports supporting 112,350 jobs

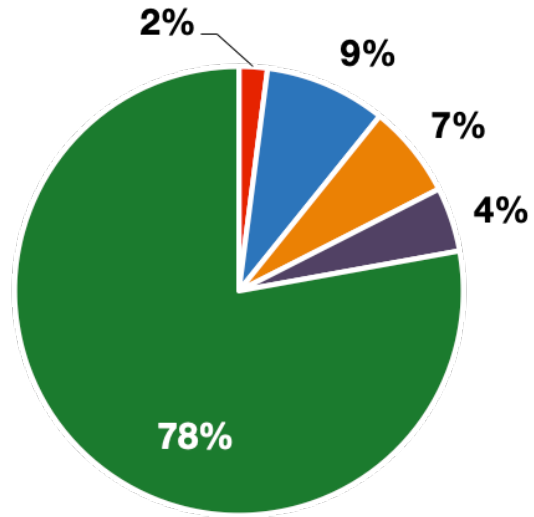
* Sources: National data from the U.S. Bureau of Economic Analysis, state export and jobs data from Trade Partnership Worldwide. "IPEF" includes the participants as of launch on July 1, 2024.
Copyright 2024. The Coalition of Services Industries. All rights reserved.

CALIFORNIA

Services Fuel U.S. Jobs and Growth

Services fuel America's economic growth and jobs, generating more than 77 percent of employment in the United States and 68 percent of GDP. Services are a major component of the manufacturing and agricultural sectors, and they boost the competitiveness of those sectors.

In California, services accounted for 78 percent of all jobs in 2022. The top services sector for employment was educational services, and health care and social assistance, which alone employed 4 million California workers.



■ Services
 ■ Agriculture
 ■ Manufacturing
 ■ Construction
 ■ Public Administration

California Services Industries Employ **14.7 Million** Workers

California Jobs by Sector and Services Subsector, 2022

Agriculture, Forestry, & Mining	388,000
Construction	1.3 Million
Manufacturing	1.7 Million
Public Administration	879,300
Total Services	14.7 Million
<i>Wholesale Trade</i>	448,300
<i>Retail Trade</i>	2 Million
<i>Transportation, Warehousing, & Utilities</i>	1.2 Million
<i>Information</i>	576,800
<i>Finance, Insurance, & Real Estate</i>	1.1 Million
<i>Professional, Scientific, & Management</i>	2.7 Million
<i>Education, Health Care, & Social Assistance</i>	4 Million
<i>Arts, Entertainment, Accommodation, & Food</i>	1.8 Million
<i>Other Services</i>	931,200