

UNITED STATES OF AMERICA

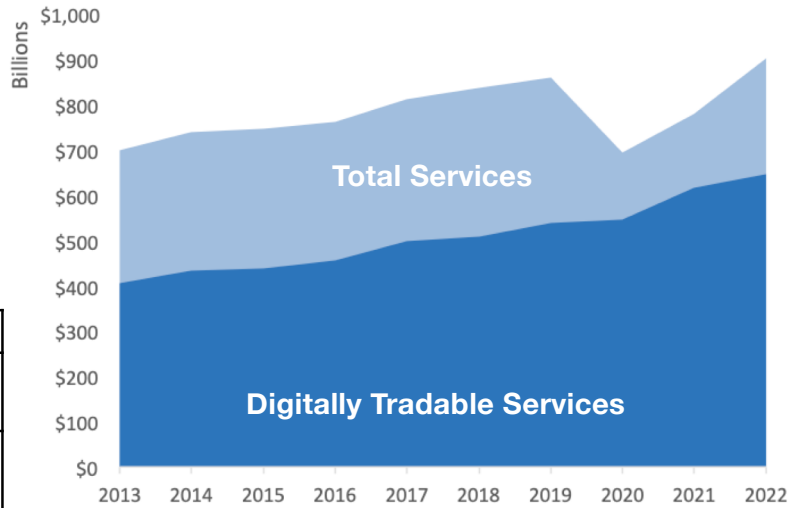
U.S. Services Supply the World

The United States has seen a rise in services exports, boosting economic growth and jobs. Services exports have fully recovered from Covid-related declines. In 2022, the U.S. services trade surplus was \$232 billion.

U.S. services industries are the most competitive and innovative in the world. They provide new economic opportunities and contribute to the successful production of manufacturing and agriculture in the United States and abroad.

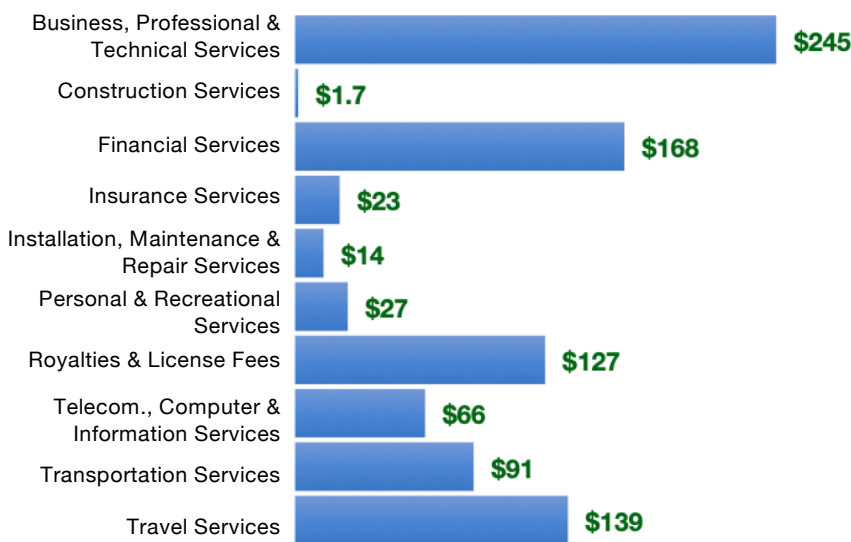
Type	2013	2019	2020	2022
Total Services	\$698B	\$859B	\$694B	\$902B
Digitally Tradable	\$405B	\$538B	\$546B	\$647B

United States Services Exports



U.S. Services Exports Support 5 Million Jobs, Including over 3 Million from Digitally Tradable Services

US Services Exports by Sector, 2022 (\$ billions)



US Services Exports to Select Markets, 2022

- To China:** \$42 billion in services exports supporting 270,090 jobs
- To Canada:** \$71 billion in services exports supporting 406,690 jobs
- To Mexico:** \$37 billion in services exports supporting 262,060 jobs

US Digital Services Exports to Select Markets, 2022

- To EU:** \$191 billion in services exports supporting 909,280 jobs
- To UK:** \$64 billion in services exports supporting 302,310 jobs
- To Africa:** \$8 billion in services exports supporting 42,870 jobs
- To IPEF*:** \$107 billion in services exports supporting 510,660 jobs

* Sources: National data from the U.S. Bureau of Economic Analysis, state export and jobs data from Trade Partnership Worldwide. "IPEF" includes the participants as of launch on May 23, 2022.

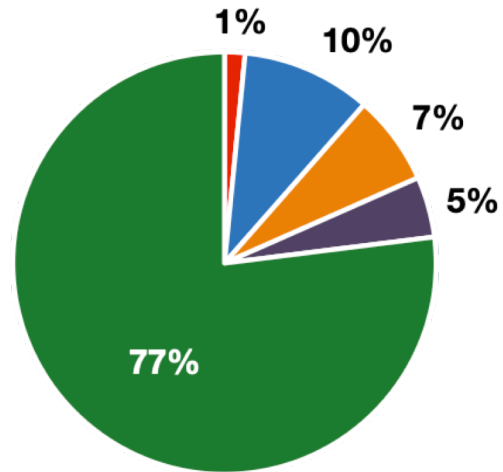
Copyright 2024. The Coalition of Services Industries. All rights reserved.

UNITED STATES OF AMERICA

Services Fuel U.S. Jobs and Growth

Services fuel America’s economic growth and jobs, generating over three-quarters of employment in the United States and 68 percent of GDP. Services are a major component of the manufacturing and agricultural sectors, and they boost the competitiveness of those sectors.

The top services sector for employment was education, health care, and social assistance services, which alone employed 36.9 million U.S. workers.



■ Services
 ■ Agriculture
 ■ Manufacturing
 ■ Construction
 ■ Public Administration

U.S. Services Industries Employ **122 Million** Workers

U.S Jobs by Sector and Services Subsector, 2022

Agriculture, Forestry, & Mining	2.6 Million
Construction	10.9 Million
Manufacturing	15.9 Million
Public Administration	7.4 Million
Total Services	122 Million
<i>Wholesale Trade</i>	<i>3.8 Million</i>
<i>Retail Trade</i>	<i>17.5 Million</i>
<i>Transportation, Warehousing, & Utilities</i>	<i>9.2 Million</i>
<i>Information</i>	<i>3.0 Million</i>
<i>Finance, Insurance, & Real Estate</i>	<i>10.6 Million</i>
<i>Professional, Scientific, & Management</i>	<i>19.3 Million</i>
<i>Education, Health Care, & Social Assistance</i>	<i>36.9 Million</i>
<i>Arts, Entertainment, Accommodation, & Food</i>	<i>14.2 Million</i>
<i>Other Services</i>	<i>7.5 Million</i>