

Wyoming's At-Large DISTRICT

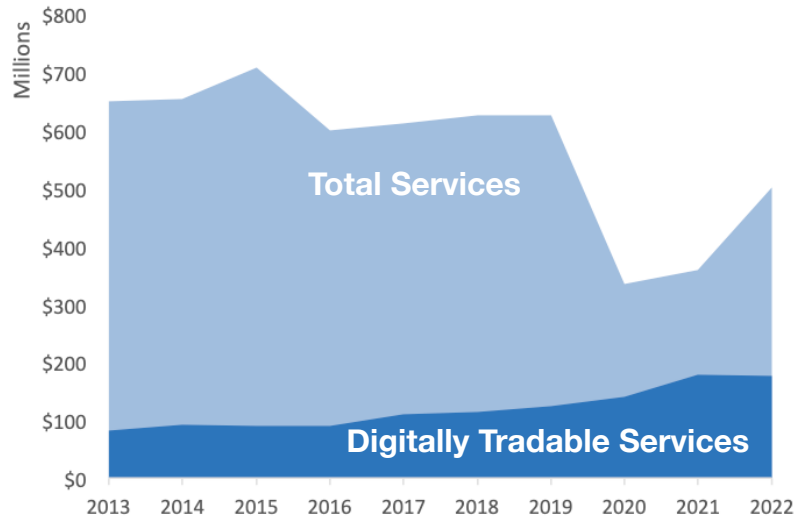
U.S. Services Supply the World

WY-AL has seen a rise in services exports, boosting economic growth and jobs, though services exports are recovering from Covid-related declines. In 2022, the U.S. services trade surplus was \$232 billion.

U.S. services industries are the most competitive and innovative in the world. They provide new economic opportunities and contribute to the successful production of manufacturing and agriculture in the United States and abroad.


Type	2013	2019	2020	2022
Total Services	\$649M	\$625M	\$335M	\$501M
Digitally Tradable	\$83M	\$125M	\$141M	\$175M

WY-AL Services Exports



WY-AL Services Exports Support **3,680** Jobs, Including **930** from Digitally Tradable Services

WY-AL Services Exports by Sector, 2022 (\$ millions)



WY-AL Services Exports to Select Markets, 2022

- To China:** \$24 million in services exports supporting **140 jobs**
- To Canada:** \$49 million in services exports supporting **380 jobs**
- To Mexico:** \$46 million in services exports supporting **400 jobs**

WY-AL Digital Services Exports to Select Markets, 2022

- To EU:** \$42 million in services exports supporting **210 jobs**
- To UK:** \$23 million in services exports supporting **100 jobs**
- To Africa:** \$3.0 million in services exports supporting **30 jobs**
- To IPEF*:** \$27 million in services exports supporting **160 jobs**

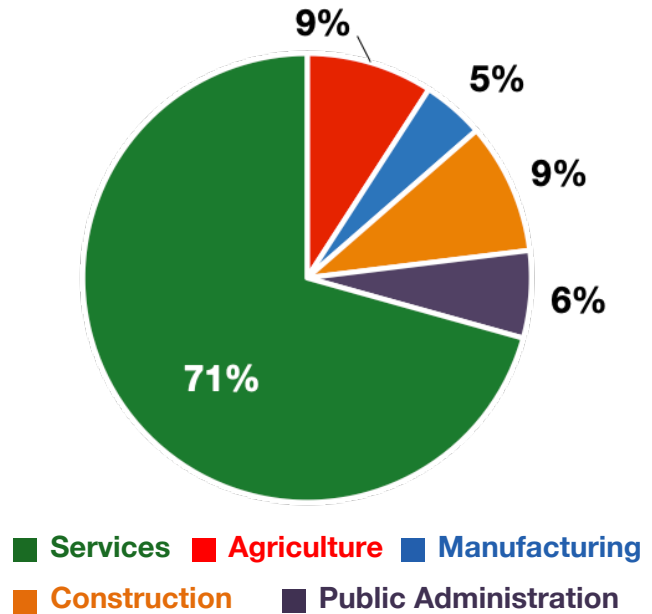
* Sources: National data from the U.S. Bureau of Economic Analysis, state export and jobs data from Trade Partnership Worldwide. "IPEF" includes the participants as of launch on July 1, 2024.

Wyoming's At-Large DISTRICT

Services Fuel U.S. Jobs and Growth

Services fuel America's economic growth and jobs, generating more than 77 percent of employment in the United States and 68 percent of GDP. Services are a major component of the manufacturing and agricultural sectors, and they boost the competitiveness of those sectors.

In WY-AL, services accounted for 71 percent of all jobs in 2022. The top services sector for employment was educational services, and health care and social assistance, which alone employed 71,300 WY-AL workers.



WY-AL Services Industries Employ **205,700** Workers

WY-AL Jobs by Sector and Services Subsector, 2022

Agriculture, Forestry, & Mining	26,600
Construction	27,500
Manufacturing	13,000
Public Administration	18,300
Total Services	205,700
<i>Wholesale Trade</i>	4,400
<i>Retail Trade</i>	28,900
<i>Transportation, Warehousing, & Utilities</i>	17,800
<i>Information</i>	4,300
<i>Finance, Insurance, & Real Estate</i>	13,100
<i>Professional, Scientific, & Management</i>	21,500
<i>Education, Health Care, & Social Assistance</i>	71,300
<i>Arts, Entertainment, Accommodation, & Food</i>	28,800
<i>Other Services</i>	15,400