

Wisconsin's 3rd DISTRICT

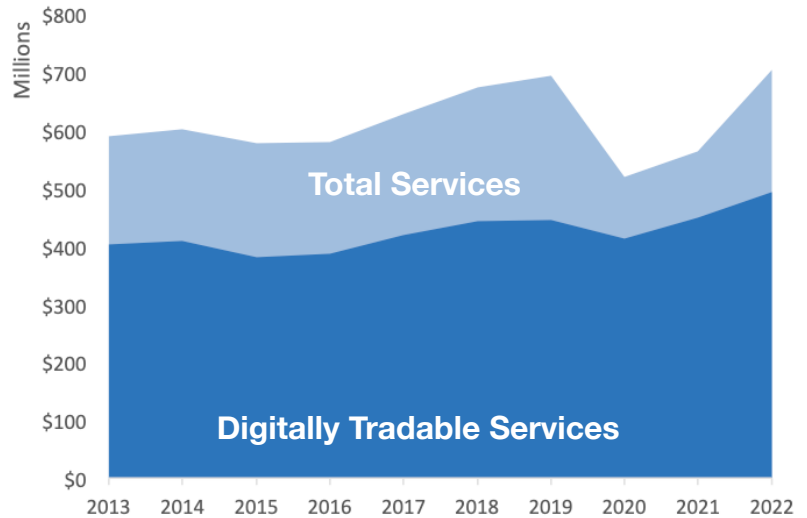
U.S. Services Supply the World

WI-3 has seen a rise in services exports, boosting economic growth and jobs. Services exports have fully recovered from Covid-related declines. In 2022, the U.S. services trade surplus was \$232 billion.

U.S. services industries are the most competitive and innovative in the world. They provide new economic opportunities and contribute to the successful production of manufacturing and agriculture in the United States and abroad.


Type	2013	2019	2020	2022
Total Services	\$588M	\$694M	\$519M	\$702M
Digitally Tradable	\$403M	\$445M	\$412M	\$492M

WI-3 Services Exports



WI-3 Services Exports Support **3,870** Jobs, Including **1,990** from Digitally Tradable Services

WI-3 Services Exports by Sector, 2022 (\$ millions)



WI-3 Services Exports to Select Markets, 2022

- To China:** \$27 million in services exports supporting **130 jobs**
- To Canada:** \$59 million in services exports supporting **360 jobs**
- To Mexico:** \$41 million in services exports supporting **310 jobs**

WI-3 Digital Services Exports to Select Markets, 2022

- To EU:** \$122 million in services exports supporting **460 jobs**
- To UK:** \$63 million in services exports supporting **270 jobs**
- To Africa:** \$4.7 million in services exports supporting **20 jobs**
- To IPEF*:** \$95 million in services exports supporting **390 jobs**

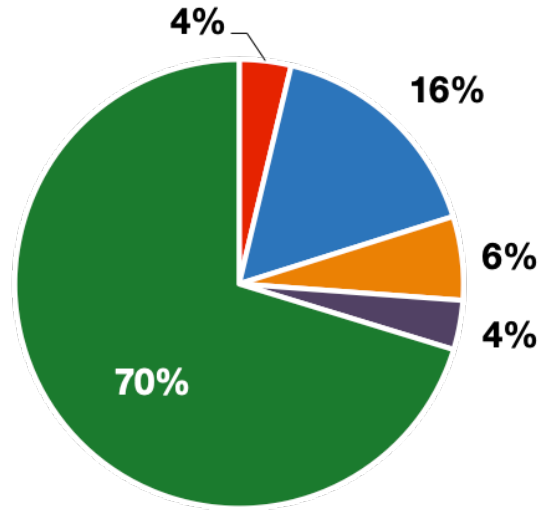
* Sources: National data from the U.S. Bureau of Economic Analysis, state export and jobs data from Trade Partnership Worldwide. "IPEF" includes the participants as of launch on July 1, 2024.
Copyright 2024. The Coalition of Services Industries. All rights reserved.

Wisconsin's 3rd DISTRICT

Services Fuel U.S. Jobs and Growth

Services fuel America's economic growth and jobs, generating more than 77 percent of employment in the United States and 68 percent of GDP. Services are a major component of the manufacturing and agricultural sectors, and they boost the competitiveness of those sectors.

In WI-3, services accounted for 70 percent of all jobs in 2022. The top services sector for employment was educational services, and health care and social assistance, which alone employed 95,500 WI-3 workers.



■ Services
 ■ Agriculture
 ■ Manufacturing
 ■ Construction
 ■ Public Administration

WI-3 Services Industries Employ **270,200** Workers

WI-3 Jobs by Sector and Services Subsector, 2022

Agriculture, Forestry, & Mining	14,300
Construction	23,200
Manufacturing	63,100
Public Administration	13,700
Total Services	270,200
<i>Wholesale Trade</i>	8,200
<i>Retail Trade</i>	50,200
<i>Transportation, Warehousing, & Utilities</i>	19,700
<i>Information</i>	3,900
<i>Finance, Insurance, & Real Estate</i>	21,700
<i>Professional, Scientific, & Management</i>	24,000
<i>Education, Health Care, & Social Assistance</i>	95,500
<i>Arts, Entertainment, Accommodation, & Food</i>	30,900
<i>Other Services</i>	16,000