

Washington's 8th DISTRICT

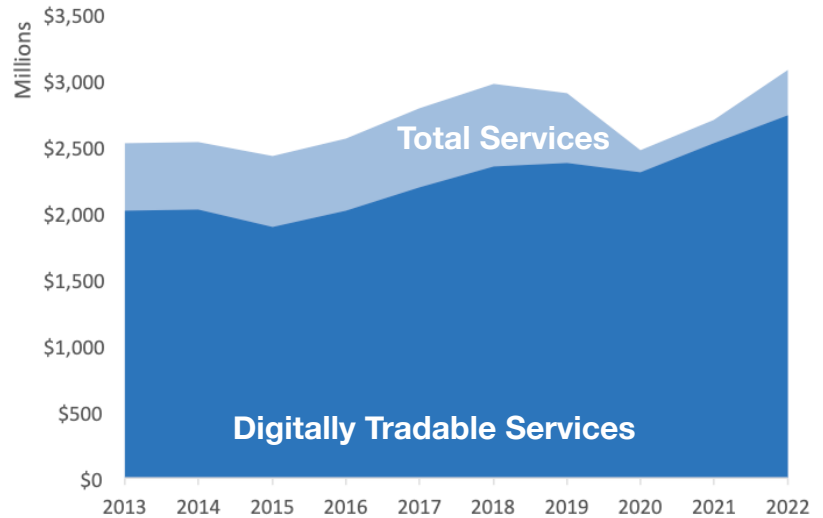
U.S. Services Supply the World

WA-8 has seen a rise in services exports, boosting economic growth and jobs. Services exports have fully recovered from Covid-related declines. In 2022, the U.S. services trade surplus was \$232 billion.

U.S. services industries are the most competitive and innovative in the world. They provide new economic opportunities and contribute to the successful production of manufacturing and agriculture in the United States and abroad.

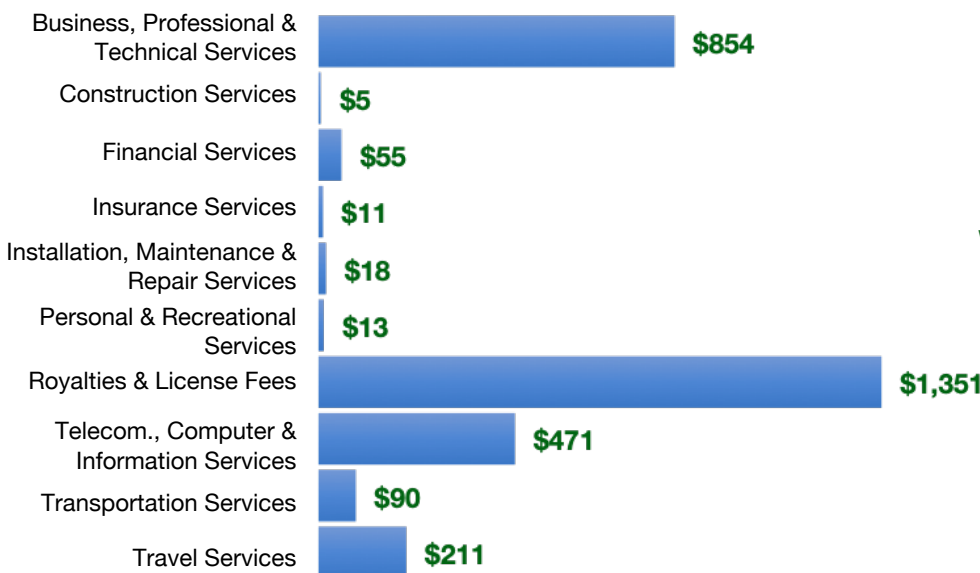
Type	2013	2019	2020	2022
Total Services	\$2.5B	\$2.9B	\$2.5B	\$3.1B
Digitally Tradable	\$2.0B	\$2.4B	\$2.3B	\$2.7B

WA-8 Services Exports



WA-8 Services Exports Support **12,960** Jobs, Including **10,400** from Digitally Tradable Services

WA-8 Services Exports by Sector, 2022 (\$ millions)



WA-8 Services Exports to Select Markets, 2022

- To China:** \$138 million in services exports supporting **530 jobs**
- To Canada:** \$173 million in services exports supporting **850 jobs**
- To Mexico:** \$102 million in services exports supporting **630 jobs**

WA-8 Digital Services Exports to Select Markets, 2022

- To EU:** \$1.1 billion in services exports supporting **3,720 jobs**
- To UK:** \$167 million in services exports supporting **700 jobs**
- To Africa:** \$29 million in services exports supporting **150 jobs**
- To IPEF*:** \$549 million in services exports supporting **1,990 jobs**

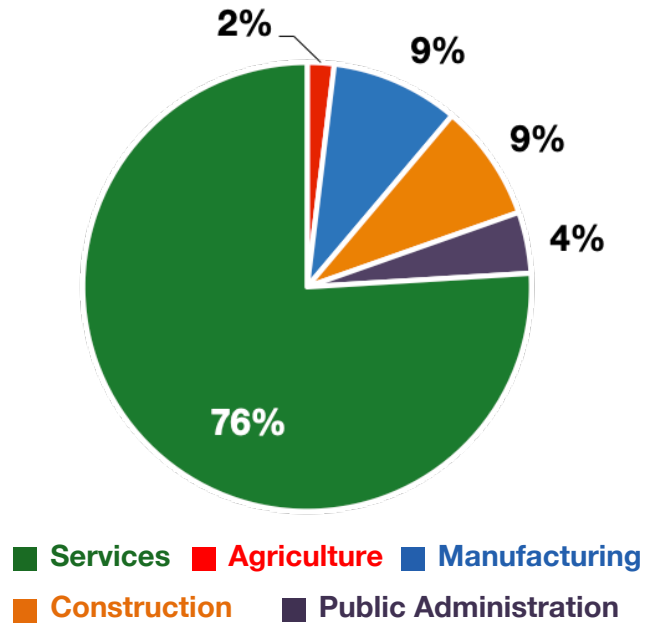
* Sources: National data from the U.S. Bureau of Economic Analysis, state export and jobs data from Trade Partnership Worldwide. "IPEF" includes the participants as of launch on July 1, 2024.
Copyright 2024. The Coalition of Services Industries. All rights reserved.

Washington's 8th DISTRICT

Services Fuel U.S. Jobs and Growth

Services fuel America's economic growth and jobs, generating more than 77 percent of employment in the United States and 68 percent of GDP. Services are a major component of the manufacturing and agricultural sectors, and they boost the competitiveness of those sectors.

In WA-8, services accounted for 76 percent of all jobs in 2022. The top services sector for employment was educational services, and health care and social assistance, which alone employed 74,900 WA-8 workers.



WA-8 Services Industries Employ **289,600** Workers

WA-8 Jobs by Sector and Services Subsector, 2022

Agriculture, Forestry, & Mining	7,400
Construction	32,100
Manufacturing	35,200
Public Administration	16,900
Total Services	289,600
<i>Wholesale Trade</i>	8,900
<i>Retail Trade</i>	50,300
<i>Transportation, Warehousing, & Utilities</i>	21,900
<i>Information</i>	11,300
<i>Finance, Insurance, & Real Estate</i>	20,900
<i>Professional, Scientific, & Management</i>	59,400
<i>Education, Health Care, & Social Assistance</i>	74,900
<i>Arts, Entertainment, Accommodation, & Food</i>	28,400
<i>Other Services</i>	13,600