

Washington's 7th DISTRICT

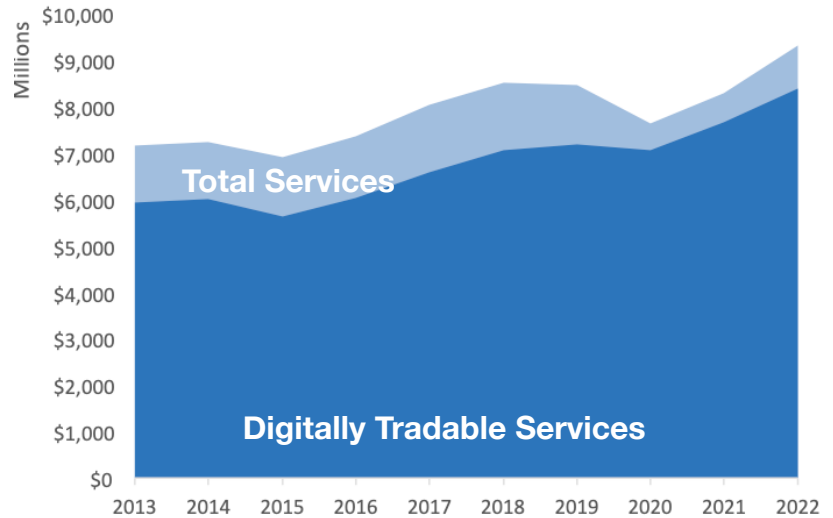
U.S. Services Supply the World

WA-7 has seen a rise in services exports, boosting economic growth and jobs. Services exports have fully recovered from Covid-related declines. In 2022, the U.S. services trade surplus was \$232 billion.

U.S. services industries are the most competitive and innovative in the world. They provide new economic opportunities and contribute to the successful production of manufacturing and agriculture in the United States and abroad.

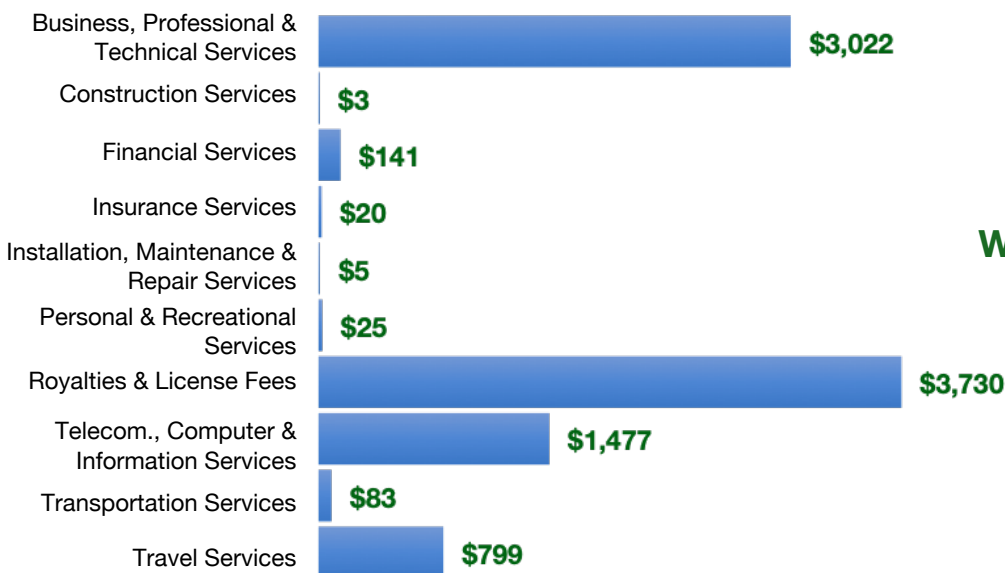
Type	2013	2019	2020	2022
Total Services	\$7.2B	\$8.5B	\$7.6B	\$9.3B
Digitally Tradable	\$5.9B	\$7.2B	\$7.0B	\$8.4B

WA-7 Services Exports



WA-7 Services Exports Support **39,190** Jobs, Including **31,350** from Digitally Tradable Services

WA-7 Services Exports by Sector, 2022 (\$ millions)



WA-7 Services Exports to Select Markets, 2022

- To China:** \$510 million in services exports supporting **2,680 jobs**
- To Canada:** \$472 million in services exports supporting **2,220 jobs**
- To Mexico:** \$239 million in services exports supporting **1,380 jobs**

WA-7 Digital Services Exports to Select Markets, 2022

- To EU:** \$3.3 billion in services exports supporting **11,520 jobs**
- To UK:** \$482 million in services exports supporting **2,000 jobs**
- To Africa:** \$88 million in services exports supporting **420 jobs**
- To IPEF*:** \$1.8 billion in services exports supporting **6,360 jobs**

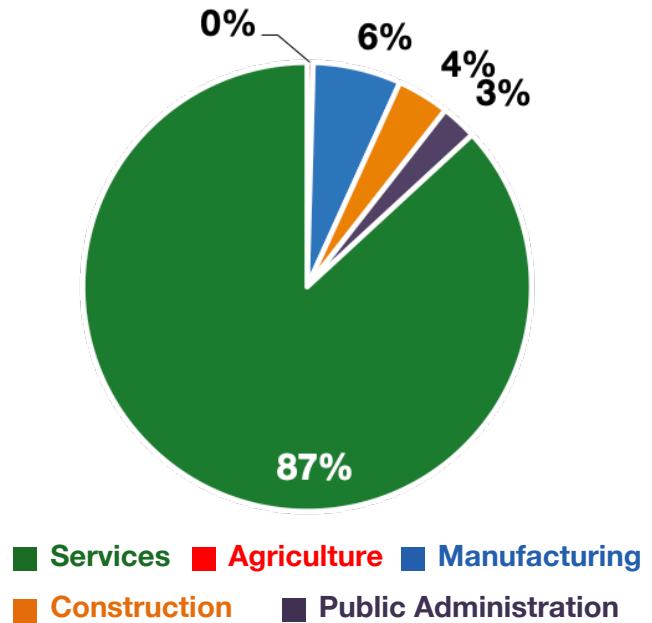
* Sources: National data from the U.S. Bureau of Economic Analysis, state export and jobs data from Trade Partnership Worldwide. "IPEF" includes the participants as of launch on July 1, 2024.
Copyright 2024. The Coalition of Services Industries. All rights reserved.

Washington's 7th DISTRICT

Services Fuel U.S. Jobs and Growth

Services fuel America's economic growth and jobs, generating more than 77 percent of employment in the United States and 68 percent of GDP. Services are a major component of the manufacturing and agricultural sectors, and they boost the competitiveness of those sectors.

In WA-7, services accounted for 87 percent of all jobs in 2022. The top services sector for employment was professional, scientific, and management, and administrative, and waste management services, which alone employed 110,400 WA-7 workers.



WA-7 Services Industries Employ **417,700** Workers

WA-7 Jobs by Sector and Services Subsector, 2022

Agriculture, Forestry, & Mining	2,100
Construction	18,200
Manufacturing	30,500
Public Administration	12,400
Total Services	417,700
<i>Wholesale Trade</i>	6,900
<i>Retail Trade</i>	62,400
<i>Transportation, Warehousing, & Utilities</i>	17,800
<i>Information</i>	31,200
<i>Finance, Insurance, & Real Estate</i>	29,200
<i>Professional, Scientific, & Management</i>	110,400
<i>Education, Health Care, & Social Assistance</i>	99,800
<i>Arts, Entertainment, Accommodation, & Food</i>	40,000
<i>Other Services</i>	20,100