

Washington's 1st DISTRICT

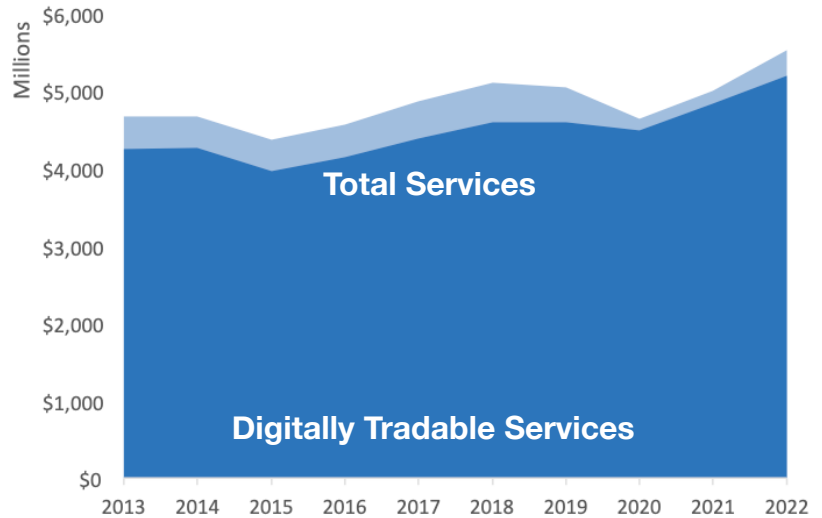
U.S. Services Supply the World

WA-1 has seen a rise in services exports, boosting economic growth and jobs. Services exports have fully recovered from Covid-related declines. In 2022, the U.S. services trade surplus was \$232 billion.

U.S. services industries are the most competitive and innovative in the world. They provide new economic opportunities and contribute to the successful production of manufacturing and agriculture in the United States and abroad.

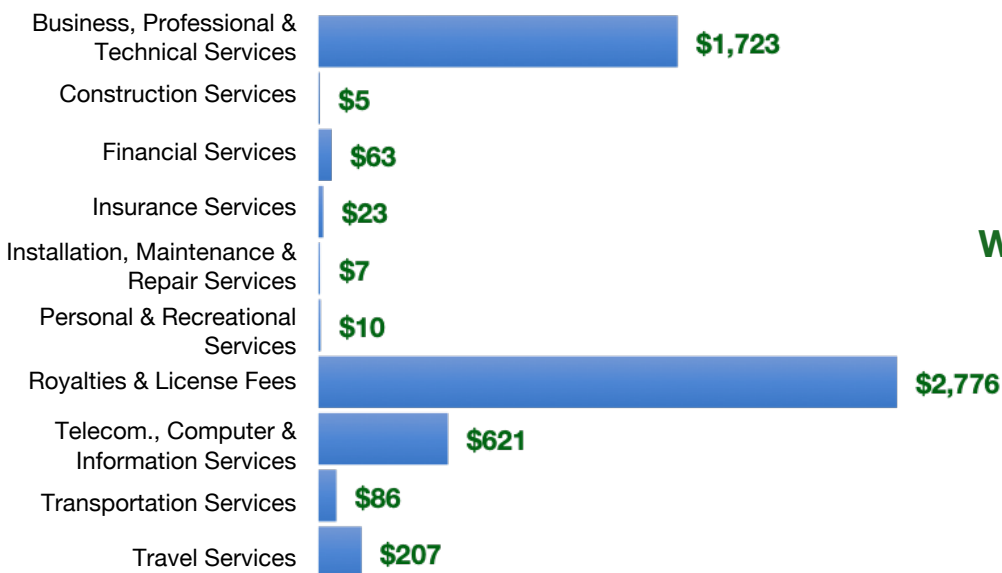
Type	2013	2019	2020	2022
Total Services	\$4.7B	\$5.0B	\$4.6B	\$5.5B
Digitally Tradable	\$4.3B	\$4.6B	\$4.5B	\$5.2B

WA-1 Services Exports



WA-1 Services Exports Support **20,700** Jobs, Including **18,300** from Digitally Tradable Services

WA-1 Services Exports by Sector, 2022 (\$ millions)



WA-1 Services Exports to Select Markets, 2022

- To China:** \$241 million in services exports supporting **820 jobs**
- To Canada:** \$256 million in services exports supporting **1,140 jobs**
- To Mexico:** \$133 million in services exports supporting **700 jobs**

WA-1 Digital Services Exports to Select Markets, 2022

- To EU:** \$2.1 billion in services exports supporting **7,050 jobs**
- To UK:** \$253 million in services exports supporting **1,010 jobs**
- To Africa:** \$42 million in services exports supporting **190 jobs**
- To IPEF*:** \$1.1 billion in services exports supporting **3,980 jobs**

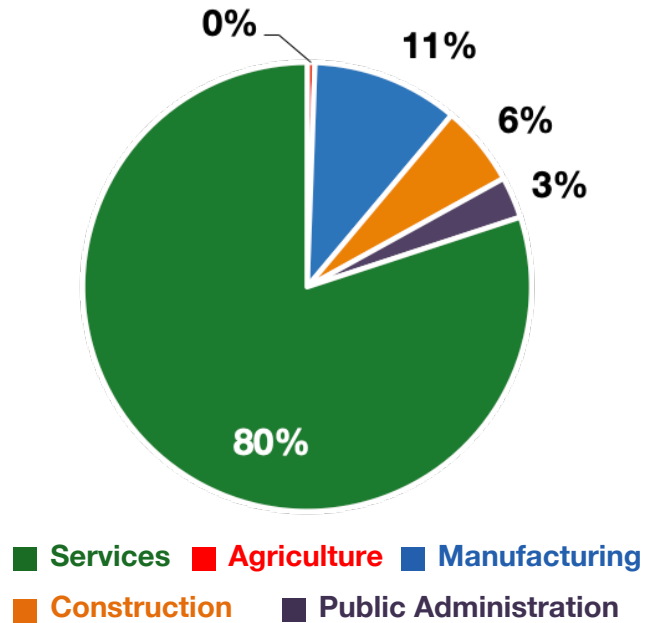
* Sources: National data from the U.S. Bureau of Economic Analysis, state export and jobs data from Trade Partnership Worldwide. "IPEF" includes the participants as of launch on July 1, 2024.
Copyright 2024. The Coalition of Services Industries. All rights reserved.

Washington's 1st DISTRICT

Services Fuel U.S. Jobs and Growth

Services fuel America's economic growth and jobs, generating more than 77 percent of employment in the United States and 68 percent of GDP. Services are a major component of the manufacturing and agricultural sectors, and they boost the competitiveness of those sectors.

In WA-1, services accounted for 80 percent of all jobs in 2022. The top services sector for employment was professional, scientific, and management, and administrative, and waste management services, which alone employed 93,700 WA-1 workers.



WA-1 Services Industries Employ **343,100** Workers

WA-1 Jobs by Sector and Services Subsector, 2022

Agriculture, Forestry, & Mining	2,400
Construction	25,000
Manufacturing	45,300
Public Administration	12,800
Total Services	343,100
<i>Wholesale Trade</i>	7,200
<i>Retail Trade</i>	55,300
<i>Transportation, Warehousing, & Utilities</i>	18,500
<i>Information</i>	23,200
<i>Finance, Insurance, & Real Estate</i>	28,200
<i>Professional, Scientific, & Management</i>	93,700
<i>Education, Health Care, & Social Assistance</i>	73,200
<i>Arts, Entertainment, Accommodation, & Food</i>	28,100
<i>Other Services</i>	15,700