

Virginia's 4th DISTRICT

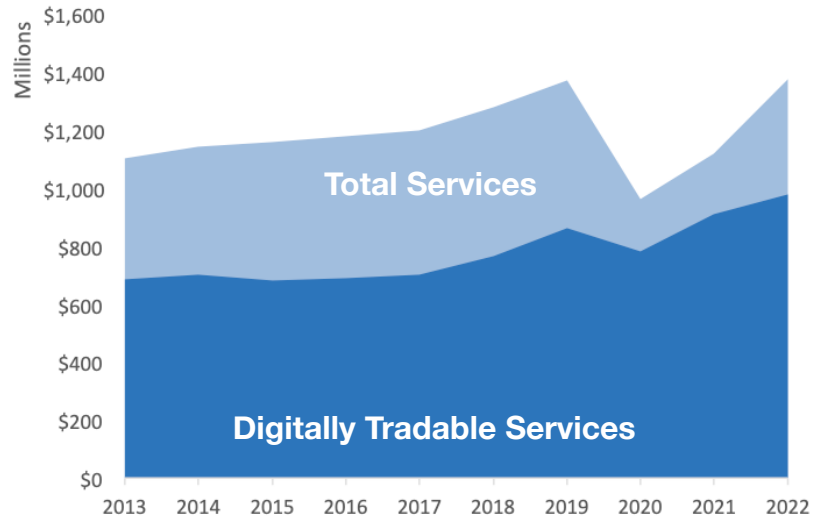
U.S. Services Supply the World

VA-4 has seen a rise in services exports, boosting economic growth and jobs. Services exports have fully recovered from Covid-related declines. In 2022, the U.S. services trade surplus was \$232 billion.

U.S. services industries are the most competitive and innovative in the world. They provide new economic opportunities and contribute to the successful production of manufacturing and agriculture in the United States and abroad.


Type	2013	2019	2020	2022
Total Services	\$1.1B	\$1.4B	\$962M	\$1.4B
Digitally Tradable	\$683M	\$860M	\$779M	\$976M

VA-4 Services Exports



VA-4 Services Exports Support **8,160** Jobs, Including **4,490** from Digitally Tradable Services

VA-4 Services Exports by Sector, 2022 (\$ millions)



VA-4 Services Exports to Select Markets, 2022

- To China:** \$72 million in services exports supporting **460 jobs**
- To Canada:** \$132 million in services exports supporting **810 jobs**
- To Mexico:** \$80 million in services exports supporting **620 jobs**

VA-4 Digital Services Exports to Select Markets, 2022

- To EU:** \$216 million in services exports supporting **1,020 jobs**
- To UK:** \$91 million in services exports supporting **420 jobs**
- To Africa:** \$24 million in services exports supporting **100 jobs**
- To IPEF*:** \$193 million in services exports supporting **910 jobs**

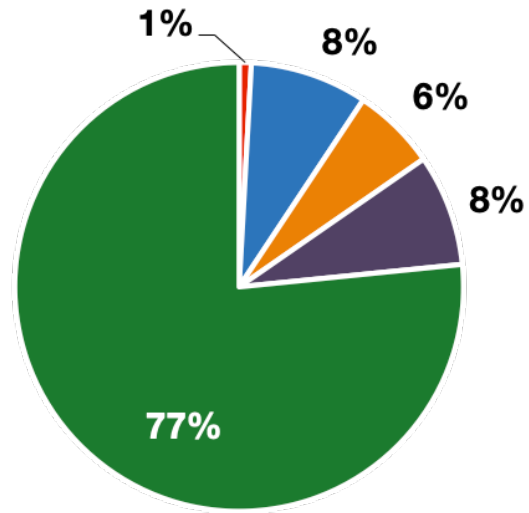
* Sources: National data from the U.S. Bureau of Economic Analysis, state export and jobs data from Trade Partnership Worldwide. "IPEF" includes the participants as of launch on July 1, 2024.
Copyright 2024. The Coalition of Services Industries. All rights reserved.

Virginia's 4th DISTRICT

Services Fuel U.S. Jobs and Growth

Services fuel America's economic growth and jobs, generating more than 77 percent of employment in the United States and 68 percent of GDP. Services are a major component of the manufacturing and agricultural sectors, and they boost the competitiveness of those sectors.

In VA-4, services accounted for 77 percent of all jobs in 2022. The top services sector for employment was educational services, and health care and social assistance, which alone employed 91,800 VA-4 workers.



■ Services
 ■ Agriculture
 ■ Manufacturing
 ■ Construction
 ■ Public Administration

VA-4 Services Industries Employ **309,200** Workers

VA-4 Jobs by Sector and Services Subsector, 2022

Agriculture, Forestry, & Mining	3,500
Construction	24,300
Manufacturing	34,100
Public Administration	32,500
Total Services	309,200
<i>Wholesale Trade</i>	8,100
<i>Retail Trade</i>	45,300
<i>Transportation, Warehousing, & Utilities</i>	26,600
<i>Information</i>	6,800
<i>Finance, Insurance, & Real Estate</i>	32,100
<i>Professional, Scientific, & Management</i>	47,800
<i>Education, Health Care, & Social Assistance</i>	91,800
<i>Arts, Entertainment, Accommodation, & Food</i>	34,000
<i>Other Services</i>	16,600