

Virginia's 3rd DISTRICT

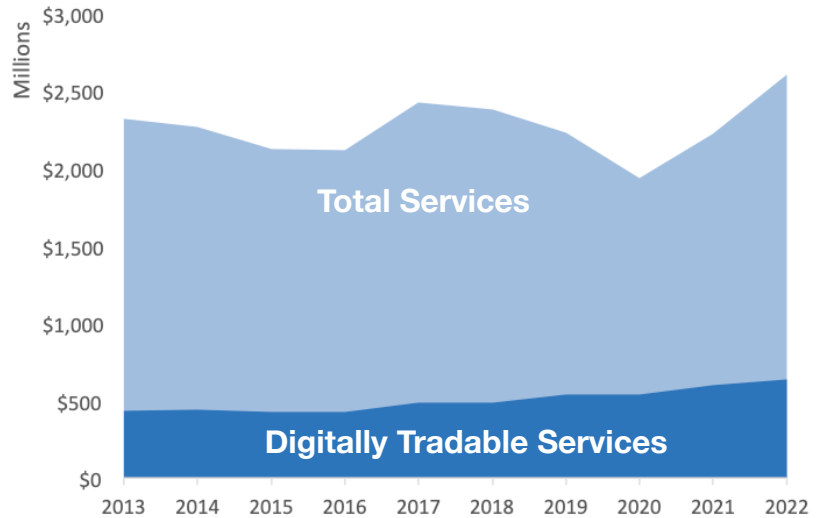
U.S. Services Supply the World

VA-3 has seen a rise in services exports, boosting economic growth and jobs. Services exports have fully recovered from Covid-related declines. In 2022, the U.S. services trade surplus was \$232 billion.

U.S. services industries are the most competitive and innovative in the world. They provide new economic opportunities and contribute to the successful production of manufacturing and agriculture in the United States and abroad.

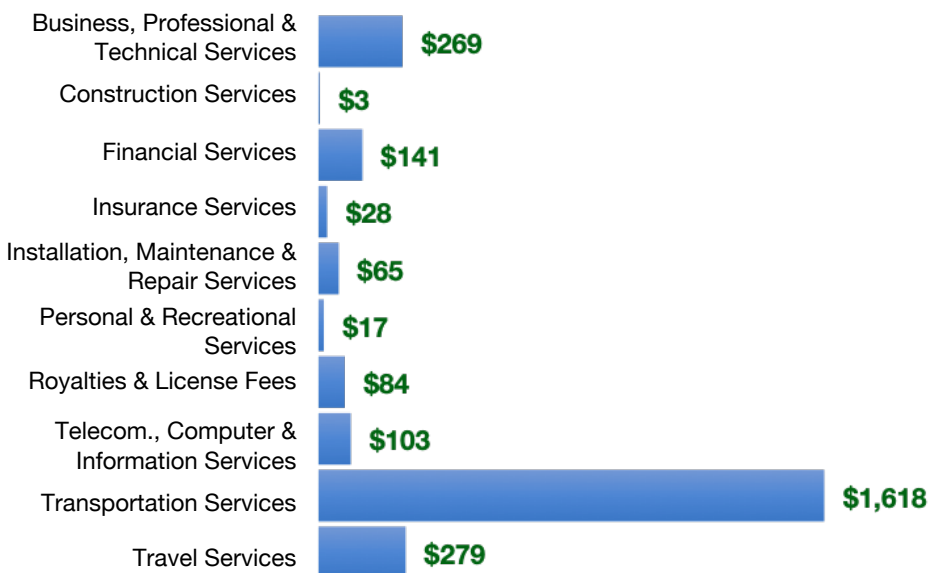
Type	2013	2019	2020	2022
Total Services	\$2.3B	\$2.2B	\$1.9B	\$2.6B
Digitally Tradable	\$435M	\$539M	\$538M	\$636M

VA-3 Services Exports



VA-3 Services Exports Support **14,720** Jobs, Including **3,430** from Digitally Tradable Services

VA-3 Services Exports by Sector, 2022 (\$ millions)



VA-3 Services Exports to Select Markets, 2022

- To China:** \$107 million in services exports supporting **650 jobs**
- To Canada:** \$94 million in services exports supporting **660 jobs**
- To Mexico:** \$73 million in services exports supporting **580 jobs**

VA-3 Digital Services Exports to Select Markets, 2022

- To EU:** \$163 million in services exports supporting **880 jobs**
- To UK:** \$60 million in services exports supporting **310 jobs**
- To Africa:** \$13 million in services exports supporting **70 jobs**
- To IPEF*:** \$121 million in services exports supporting **670 jobs**

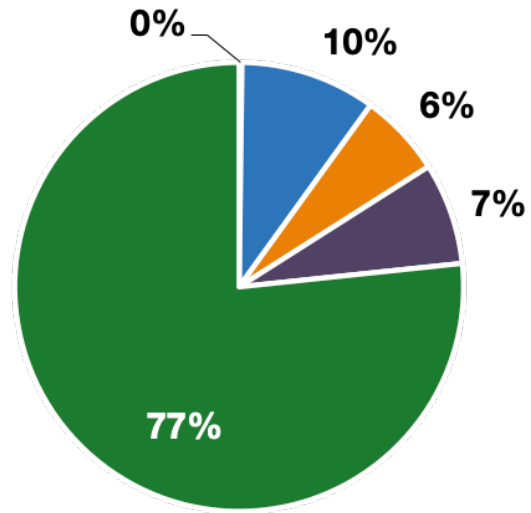
* Sources: National data from the U.S. Bureau of Economic Analysis, state export and jobs data from Trade Partnership Worldwide. "IPEF" includes the participants as of launch on July 1, 2024.
Copyright 2024. The Coalition of Services Industries. All rights reserved.

Virginia's 3rd DISTRICT

Services Fuel U.S. Jobs and Growth

Services fuel America's economic growth and jobs, generating more than 77 percent of employment in the United States and 68 percent of GDP. Services are a major component of the manufacturing and agricultural sectors, and they boost the competitiveness of those sectors.

In VA-3, services accounted for 77 percent of all jobs in 2022. The top services sector for employment was educational services, and health care and social assistance, which alone employed 84,200 VA-3 workers.



■ Services
 ■ Agriculture
 ■ Manufacturing
 ■ Construction
 ■ Public Administration

VA-3 Services Industries Employ **269,000** Workers

VA-3 Jobs by Sector and Services Subsector, 2022

Agriculture, Forestry, & Mining	700
Construction	21,100
Manufacturing	34,300
Public Administration	25,700
Total Services	269,000
<i>Wholesale Trade</i>	5,600
<i>Retail Trade</i>	40,800
<i>Transportation, Warehousing, & Utilities</i>	24,800
<i>Information</i>	5,200
<i>Finance, Insurance, & Real Estate</i>	21,400
<i>Professional, Scientific, & Management</i>	40,100
<i>Education, Health Care, & Social Assistance</i>	84,200
<i>Arts, Entertainment, Accommodation, & Food</i>	30,000
<i>Other Services</i>	17,100