

Virginia's 2nd DISTRICT

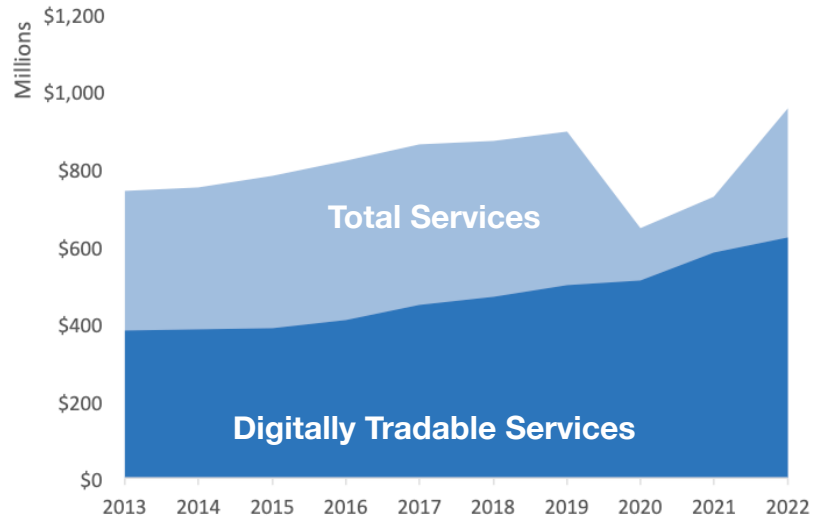
U.S. Services Supply the World

VA-2 has seen a rise in services exports, boosting economic growth and jobs. Services exports have fully recovered from Covid-related declines. In 2022, the U.S. services trade surplus was \$232 billion.

U.S. services industries are the most competitive and innovative in the world. They provide new economic opportunities and contribute to the successful production of manufacturing and agriculture in the United States and abroad.


Type	2013	2019	2020	2022
Total Services	\$743M	\$894M	\$644M	\$957M
Digitally Tradable	\$381M	\$500M	\$510M	\$621M

VA-2 Services Exports



VA-2 Services Exports Support **6,520** Jobs,
Including **3,360** from Digitally Tradable Services

VA-2 Services Exports by Sector, 2022 (\$ millions)



VA-2 Services Exports to Select Markets, 2022

- To China:** \$36 million in services exports supporting **250 jobs**
- To Canada:** \$92 million in services exports supporting **650 jobs**
- To Mexico:** \$74 million in services exports supporting **610 jobs**

VA-2 Digital Services Exports to Select Markets, 2022

- To EU:** \$149 million in services exports supporting **830 jobs**
- To UK:** \$64 million in services exports supporting **330 jobs**
- To Africa:** \$14 million in services exports supporting **80 jobs**
- To IPEF*:** \$119 million in services exports supporting **660 jobs**

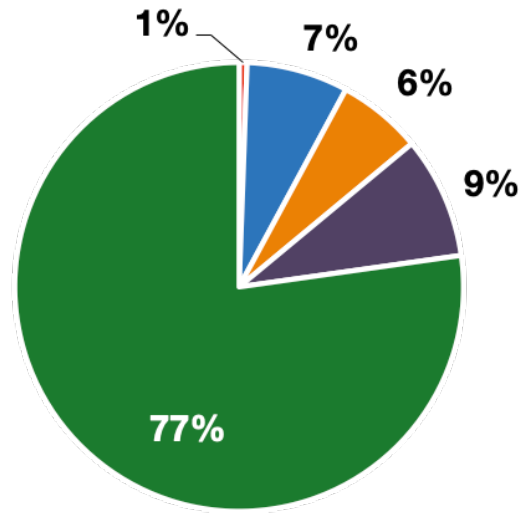
* Sources: National data from the U.S. Bureau of Economic Analysis, state export and jobs data from Trade Partnership Worldwide. "IPEF" includes the participants as of launch on July 1, 2024.
Copyright 2024. The Coalition of Services Industries. All rights reserved.

Virginia's 2nd DISTRICT

Services Fuel U.S. Jobs and Growth

Services fuel America's economic growth and jobs, generating more than 77 percent of employment in the United States and 68 percent of GDP. Services are a major component of the manufacturing and agricultural sectors, and they boost the competitiveness of those sectors.

In VA-2, services accounted for 77 percent of all jobs in 2022. The top services sector for employment was educational services, and health care and social assistance, which alone employed 82,100 VA-2 workers.



■ Services
 ■ Agriculture
 ■ Manufacturing
 ■ Construction
 ■ Public Administration

VA-2 Services Industries Employ **280,800** Workers

VA-2 Jobs by Sector and Services Subsector, 2022

Agriculture, Forestry, & Mining	2,100
Construction	22,100
Manufacturing	26,600
Public Administration	31,900
Total Services	280,800
<i>Wholesale Trade</i>	8,300
<i>Retail Trade</i>	37,300
<i>Transportation, Warehousing, & Utilities</i>	16,300
<i>Information</i>	7,600
<i>Finance, Insurance, & Real Estate</i>	28,100
<i>Professional, Scientific, & Management</i>	52,700
<i>Education, Health Care, & Social Assistance</i>	82,100
<i>Arts, Entertainment, Accommodation, & Food</i>	30,000
<i>Other Services</i>	18,400