

Utah's 1st DISTRICT

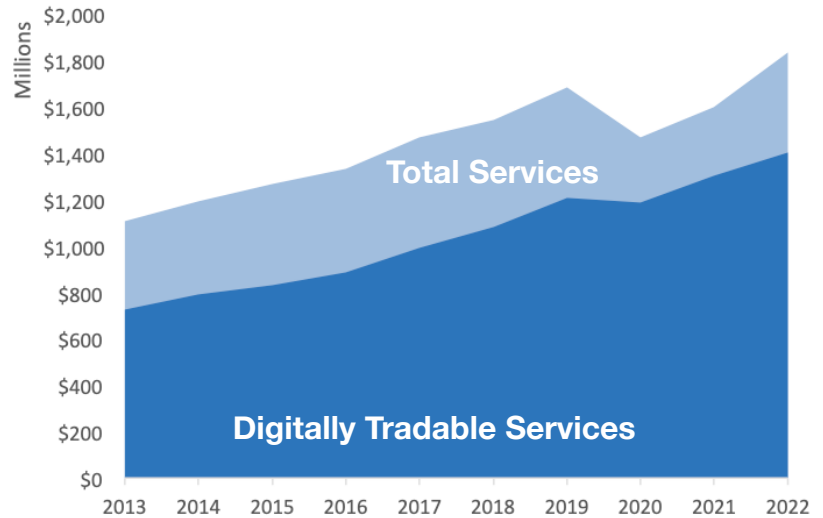
U.S. Services Supply the World

UT-1 has seen a rise in services exports, boosting economic growth and jobs. Services exports have fully recovered from Covid-related declines. In 2022, the U.S. services trade surplus was \$232 billion.

U.S. services industries are the most competitive and innovative in the world. They provide new economic opportunities and contribute to the successful production of manufacturing and agriculture in the United States and abroad.

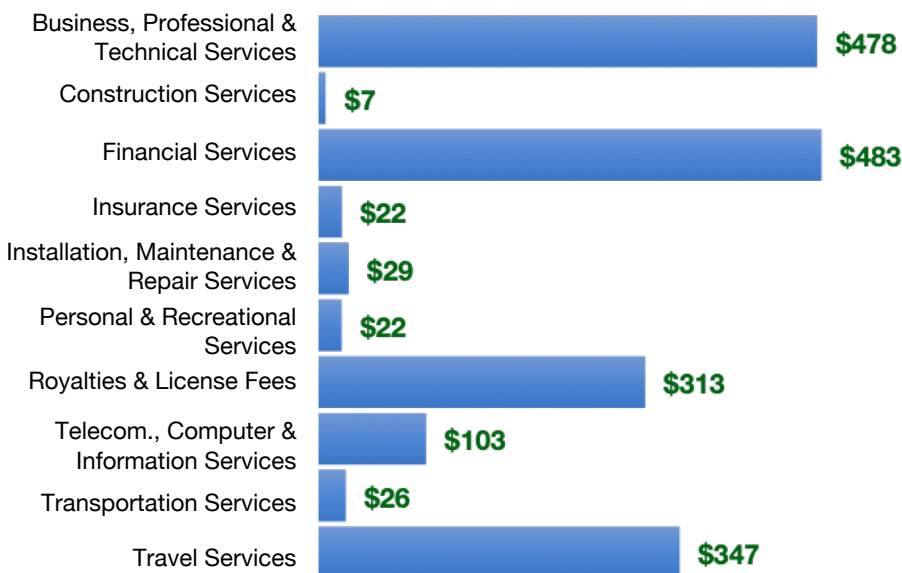
Type	2013	2019	2020	2022
Total Services	\$1.1B	\$1.7B	\$1.5B	\$1.8B
Digitally Tradable	\$728M	\$1.2B	\$1.2B	\$1.4B

UT-1 Services Exports



UT-1 Services Exports Support **10,090** Jobs, Including **6,070** from Digitally Tradable Services

UT-1 Services Exports by Sector, 2022 (\$ millions)



UT-1 Services Exports to Select Markets, 2022

- To China:** \$128 million in services exports supporting 990 jobs
- To Canada:** \$125 million in services exports supporting 700 jobs
- To Mexico:** \$73 million in services exports supporting 470 jobs

UT-1 Digital Services Exports to Select Markets, 2022

- To EU:** \$434 million in services exports supporting 1,870 jobs
- To UK:** \$139 million in services exports supporting 590 jobs
- To Africa:** \$23 million in services exports supporting 110 jobs
- To IPEF*:** \$254 million in services exports supporting 1,100 jobs

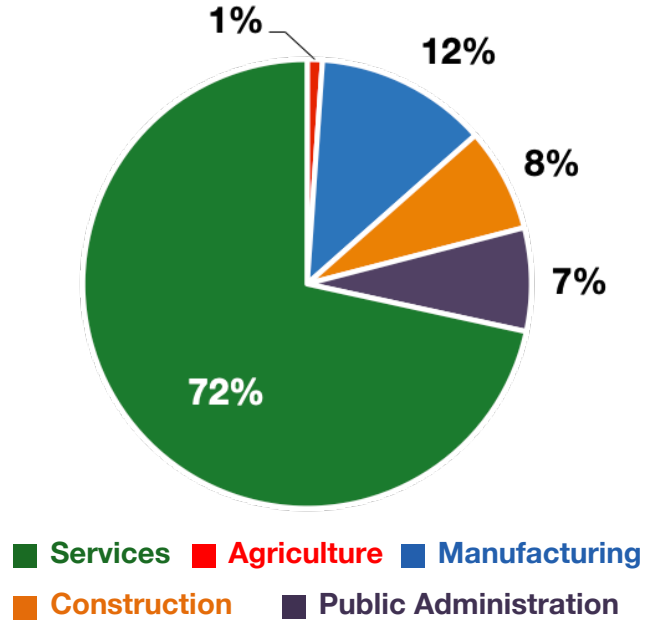
* Sources: National data from the U.S. Bureau of Economic Analysis, state export and jobs data from Trade Partnership Worldwide. "IPEF" includes the participants as of launch on July 1, 2024.

Utah's 1st DISTRICT

Services Fuel U.S. Jobs and Growth

Services fuel America's economic growth and jobs, generating more than 77 percent of employment in the United States and 68 percent of GDP. Services are a major component of the manufacturing and agricultural sectors, and they boost the competitiveness of those sectors.

In UT-1, services accounted for 72 percent of all jobs in 2022. The top services sector for employment was educational services, and health care and social assistance, which alone employed 105,600 UT-1 workers.



UT-1 Services Industries Employ **318,600** Workers

UT-1 Jobs by Sector and Services Subsector, 2022

Agriculture, Forestry, & Mining	4,900
Construction	33,300
Manufacturing	55,100
Public Administration	33,200
Total Services	318,600
<i>Wholesale Trade</i>	8,900
<i>Retail Trade</i>	47,500
<i>Transportation, Warehousing, & Utilities</i>	22,300
<i>Information</i>	6,600
<i>Finance, Insurance, & Real Estate</i>	28,400
<i>Professional, Scientific, & Management</i>	51,300
<i>Education, Health Care, & Social Assistance</i>	105,600
<i>Arts, Entertainment, Accommodation, & Food</i>	33,300
<i>Other Services</i>	14,700