

Texas' 7th DISTRICT

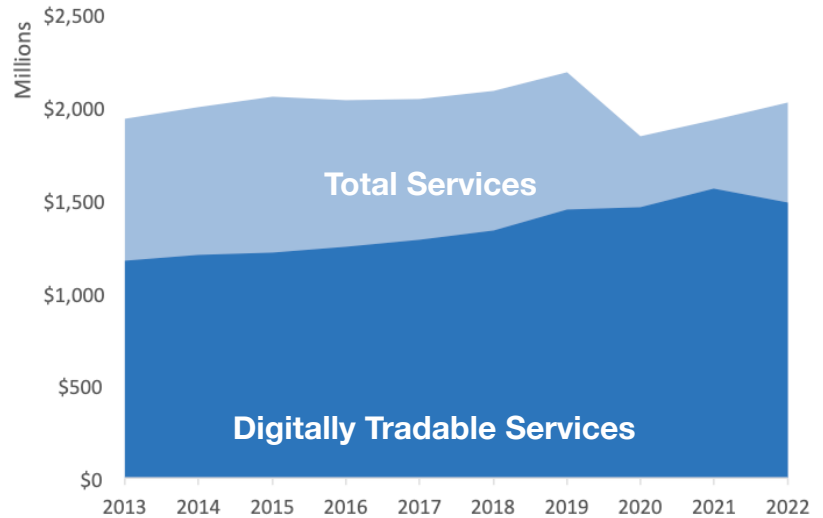
U.S. Services Supply the World

TX-7 has seen a rise in services exports, boosting economic growth and jobs. Services exports have nearly recovered from Covid-related declines. In 2022, the U.S. services trade surplus was \$232 billion.

U.S. services industries are the most competitive and innovative in the world. They provide new economic opportunities and contribute to the successful production of manufacturing and agriculture in the United States and abroad.

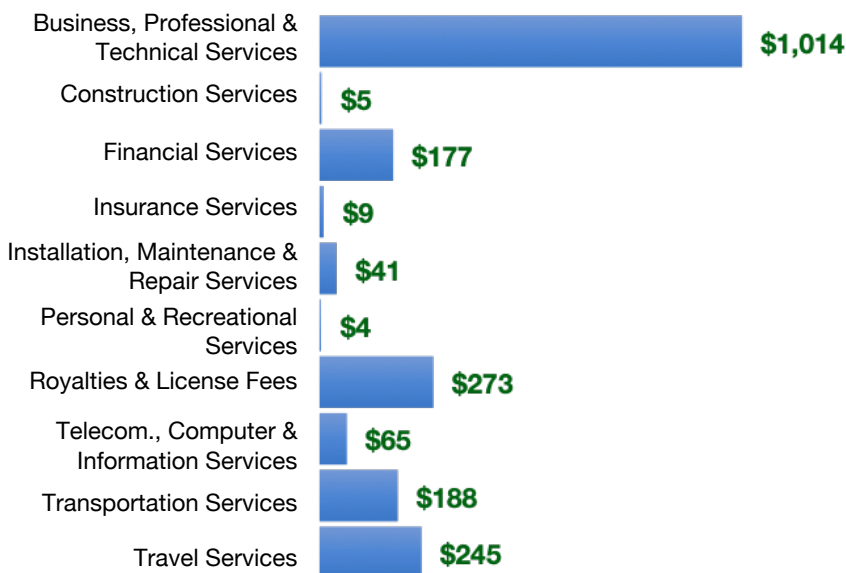
Type	2013	2019	2020	2022
Total Services	\$1.9B	\$2.2B	\$1.8B	\$2.0B
Digitally Tradable	\$1.2B	\$1.4B	\$1.5B	\$1.5B

TX-7 Services Exports



TX-7 Services Exports Support **12,700** Jobs, Including **8,440** from Digitally Tradable Services

TX-7 Services Exports by Sector, 2022 (\$ millions)



TX-7 Services Exports to Select Markets, 2022

- To China:** \$104 million in services exports supporting **870 jobs**
- To Canada:** \$137 million in services exports supporting **850 jobs**
- To Mexico:** \$91 million in services exports supporting **590 jobs**

TX-7 Digital Services Exports to Select Markets, 2022

- To EU:** \$492 million in services exports supporting **2,930 jobs**
- To UK:** \$123 million in services exports supporting **710 jobs**
- To Africa:** \$22 million in services exports supporting **140 jobs**
- To IPEF*:** \$217 million in services exports supporting **1,240 jobs**

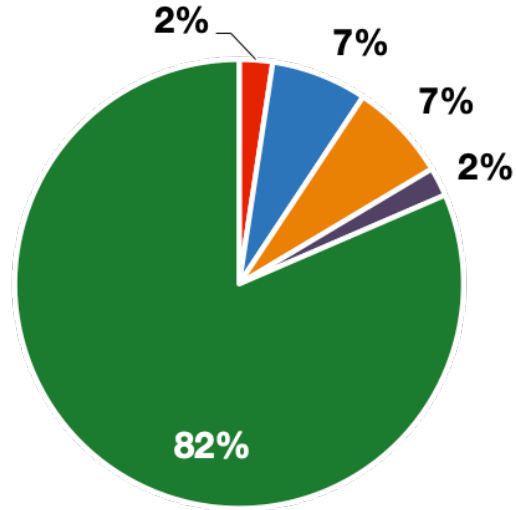
* Sources: National data from the U.S. Bureau of Economic Analysis, state export and jobs data from Trade Partnership Worldwide. "IPEF" includes the participants as of launch on July 1, 2024.
Copyright 2024. The Coalition of Services Industries. All rights reserved.

Texas' 7th DISTRICT

Services Fuel U.S. Jobs and Growth

Services fuel America's economic growth and jobs, generating more than 77 percent of employment in the United States and 68 percent of GDP. Services are a major component of the manufacturing and agricultural sectors, and they boost the competitiveness of those sectors.

In TX-7, services accounted for 81 percent of all jobs in 2022. The top services sector for employment was educational services, and health care and social assistance, which alone employed 93,600 TX-7 workers.



■ Services
 ■ Agriculture
 ■ Manufacturing
 ■ Construction
 ■ Public Administration

TX-7 Services Industries Employ **356,700** Workers

TX-7 Jobs by Sector and Services Subsector, 2022

Agriculture, Forestry, & Mining	10,500
Construction	31,200
Manufacturing	30,200
Public Administration	9,100
Total Services	356,700
<i>Wholesale Trade</i>	8,500
<i>Retail Trade</i>	51,700
<i>Transportation, Warehousing, & Utilities</i>	24,200
<i>Information</i>	5,400
<i>Finance, Insurance, & Real Estate</i>	31,300
<i>Professional, Scientific, & Management</i>	78,000
<i>Education, Health Care, & Social Assistance</i>	93,600
<i>Arts, Entertainment, Accommodation, & Food</i>	41,000
<i>Other Services</i>	23,100