

Texas' 32nd DISTRICT

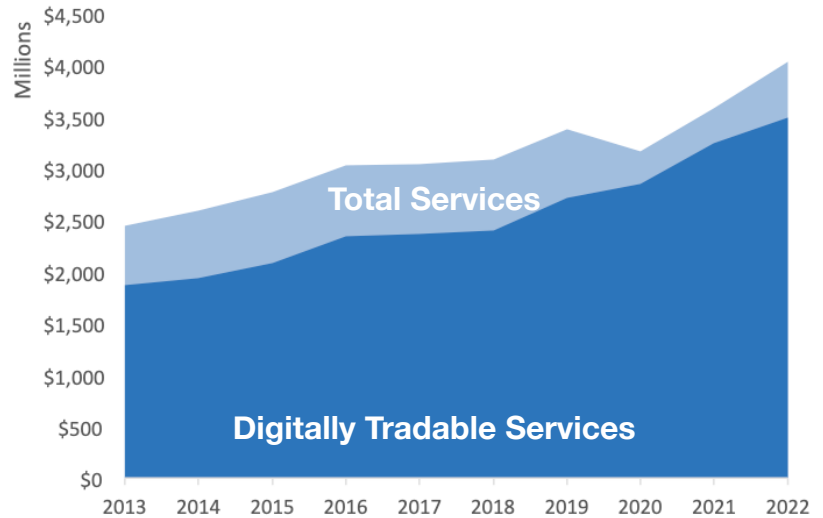
U.S. Services Supply the World

TX-32 has seen a rise in services exports, boosting economic growth and jobs. Services exports have fully recovered from Covid-related declines. In 2022, the U.S. services trade surplus was \$232 billion.

U.S. services industries are the most competitive and innovative in the world. They provide new economic opportunities and contribute to the successful production of manufacturing and agriculture in the United States and abroad.

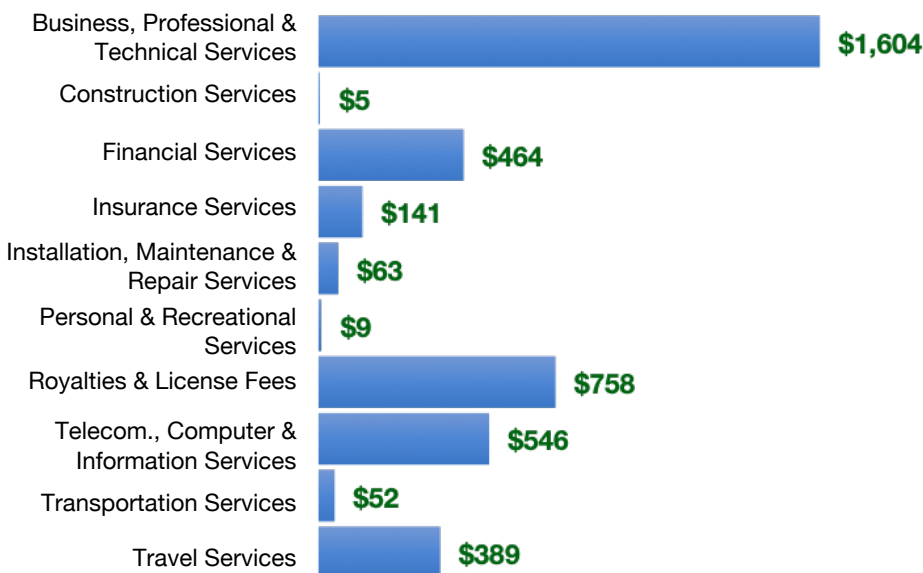
Type	2013	2019	2020	2022
Total Services	\$2.4B	\$3.4B	\$3.2B	\$4.0B
Digitally Tradable	\$1.9B	\$2.7B	\$2.9B	\$3.5B

TX-32 Services Exports



TX-32 Services Exports Support **23,510** Jobs, Including **18,490** from Digitally Tradable Services

TX-32 Services Exports by Sector, 2022 (\$ millions)



TX-32 Services Exports to Select Markets, 2022

- To China:** \$217 million in services exports supporting 1,590 jobs
- To Canada:** \$291 million in services exports supporting 1,680 jobs
- To Mexico:** \$129 million in services exports supporting 820 jobs

TX-32 Digital Services Exports to Select Markets, 2022

- To EU:** \$1.1 billion in services exports supporting 6,220 jobs
- To UK:** \$295 million in services exports supporting 1,600 jobs
- To Africa:** \$44 million in services exports supporting 240 jobs
- To IPEF*:** \$575 million in services exports supporting 3,050 jobs

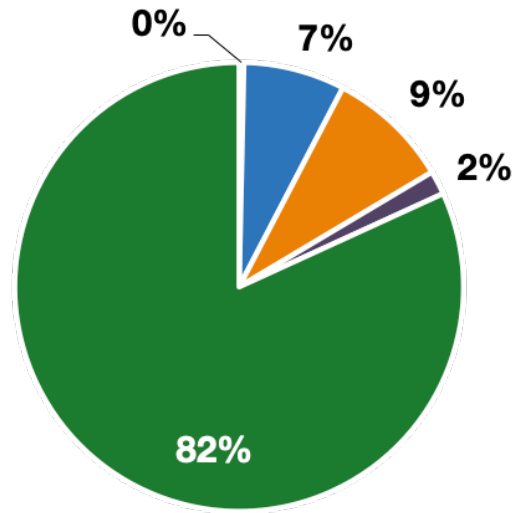
* Sources: National data from the U.S. Bureau of Economic Analysis, state export and jobs data from Trade Partnership Worldwide. "IPEF" includes the participants as of launch on July 1, 2024.
Copyright 2024. The Coalition of Services Industries. All rights reserved.

Texas' 32nd DISTRICT

Services Fuel U.S. Jobs and Growth

Services fuel America's economic growth and jobs, generating more than 77 percent of employment in the United States and 68 percent of GDP. Services are a major component of the manufacturing and agricultural sectors, and they boost the competitiveness of those sectors.

In TX-32, services accounted for 82 percent of all jobs in 2022. The top services sector for employment was educational services, and health care and social assistance, which alone employed 77,400 TX-32 workers.



TX-32 Services Industries Employ **359,400** Workers

TX-32 Jobs by Sector and Services Subsector, 2022

Agriculture, Forestry, & Mining	1,500
Construction	38,700
Manufacturing	32,100
Public Administration	7,500
Total Services	359,400
<i>Wholesale Trade</i>	10,200
<i>Retail Trade</i>	48,800
<i>Transportation, Warehousing, & Utilities</i>	28,500
<i>Information</i>	9,800
<i>Finance, Insurance, & Real Estate</i>	43,200
<i>Professional, Scientific, & Management</i>	75,200
<i>Education, Health Care, & Social Assistance</i>	77,400
<i>Arts, Entertainment, Accommodation, & Food</i>	44,500
<i>Other Services</i>	21,600