

Texas' 26th DISTRICT

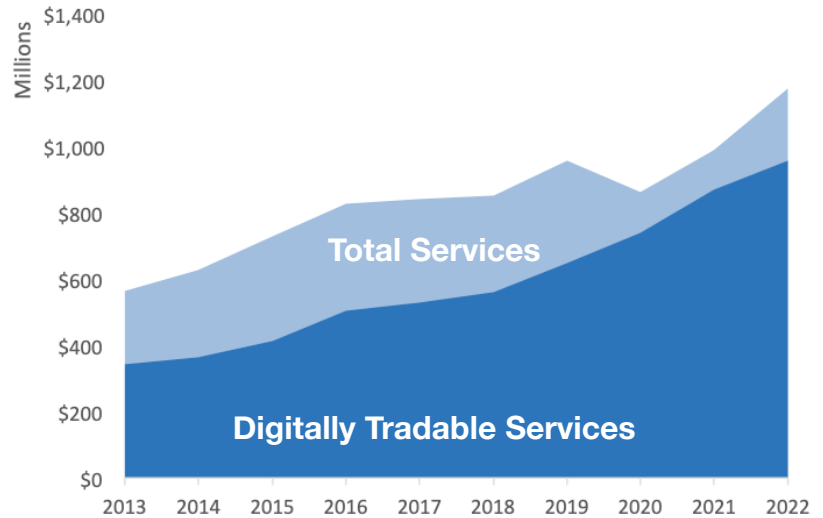
U.S. Services Supply the World

TX-26 has seen a rise in services exports, boosting economic growth and jobs. Services exports have fully recovered from Covid-related declines. In 2022, the U.S. services trade surplus was \$232 billion.

U.S. services industries are the most competitive and innovative in the world. They provide new economic opportunities and contribute to the successful production of manufacturing and agriculture in the United States and abroad.

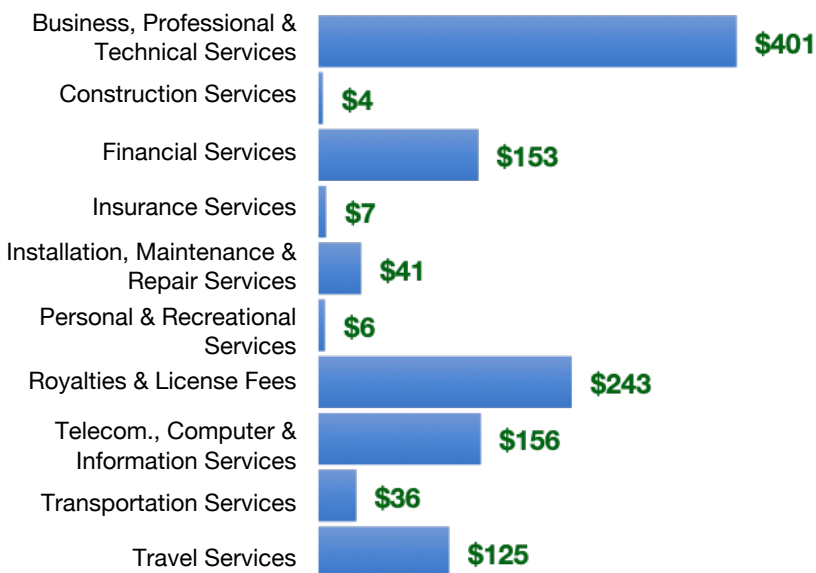
Type	2013	2019	2020	2022
Total Services	\$565M	\$957M	\$862M	\$1.2B
Digitally Tradable	\$341M	\$647M	\$739M	\$956M

TX-26 Services Exports



TX-26 Services Exports Support **6,930** Jobs, Including **5,120** from Digitally Tradable Services

TX-26 Services Exports by Sector, 2022 (\$ millions)



TX-26 Services Exports to Select Markets, 2022

- To China:** \$45 million in services exports supporting **250 jobs**
- To Canada:** \$88 million in services exports supporting **550 jobs**
- To Mexico:** \$49 million in services exports supporting **350 jobs**

TX-26 Digital Services Exports to Select Markets, 2022

- To EU:** \$316 million in services exports supporting **1,750 jobs**
- To UK:** \$78 million in services exports supporting **430 jobs**
- To Africa:** \$12 million in services exports supporting **70 jobs**
- To IPEF*:** \$150 million in services exports supporting **820 jobs**

* Sources: National data from the U.S. Bureau of Economic Analysis, state export and jobs data from Trade Partnership Worldwide. "IPEF" includes the participants as of launch on July 1, 2024.

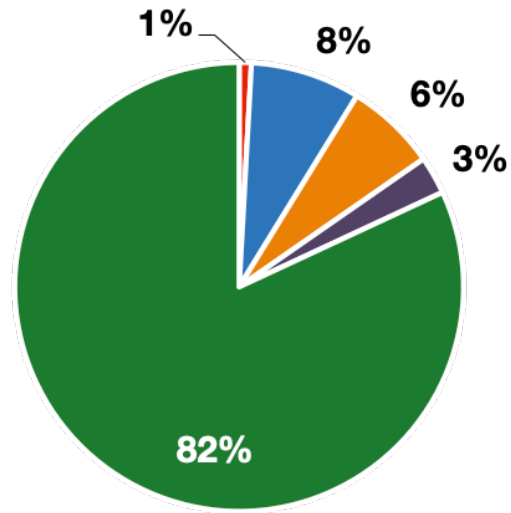
Copyright 2024. The Coalition of Services Industries. All rights reserved.

Texas' 26th DISTRICT

Services Fuel U.S. Jobs and Growth

Services fuel America's economic growth and jobs, generating more than 77 percent of employment in the United States and 68 percent of GDP. Services are a major component of the manufacturing and agricultural sectors, and they boost the competitiveness of those sectors.

In TX-26, services accounted for 82 percent of all jobs in 2022. The top services sector for employment was educational services, and health care and social assistance, which alone employed 93,200 TX-26 workers.



TX-26 Services Industries Employ **374,400** Workers

TX-26 Jobs by Sector and Services Subsector, 2022

Agriculture, Forestry, & Mining	4,000
Construction	29,900
Manufacturing	36,200
Public Administration	12,500
Total Services	374,400
<i>Wholesale Trade</i>	15,400
<i>Retail Trade</i>	50,500
<i>Transportation, Warehousing, & Utilities</i>	30,500
<i>Information</i>	10,000
<i>Finance, Insurance, & Real Estate</i>	48,100
<i>Professional, Scientific, & Management</i>	72,900
<i>Education, Health Care, & Social Assistance</i>	93,200
<i>Arts, Entertainment, Accommodation, & Food</i>	35,600
<i>Other Services</i>	18,400