

Texas' 20th DISTRICT

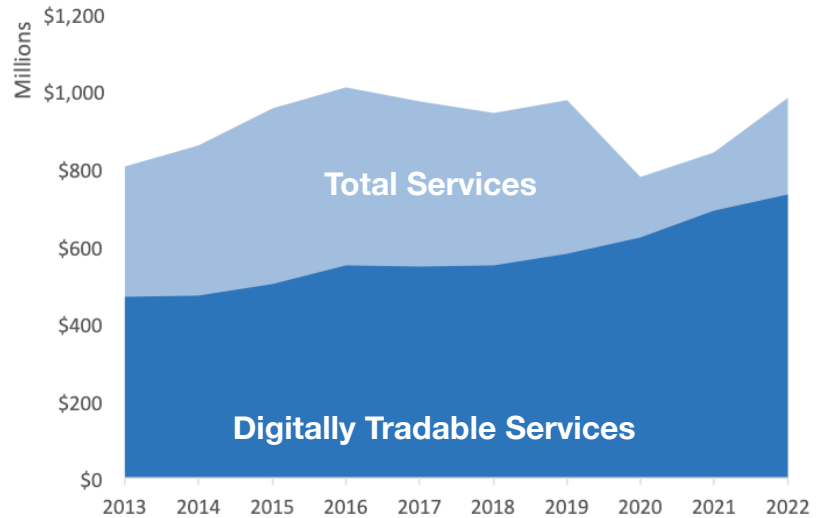
U.S. Services Supply the World

TX-20 has seen a rise in services exports, boosting economic growth and jobs. Services exports have fully recovered from Covid-related declines. In 2022, the U.S. services trade surplus was \$232 billion.

U.S. services industries are the most competitive and innovative in the world. They provide new economic opportunities and contribute to the successful production of manufacturing and agriculture in the United States and abroad.

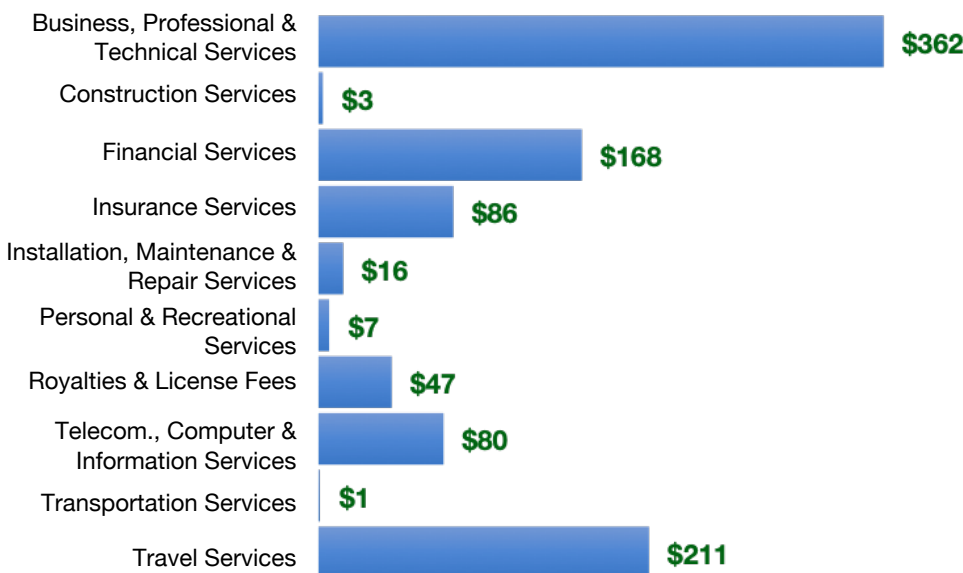
Type	2013	2019	2020	2022
Total Services	\$804M	\$975M	\$777M	\$981M
Digitally Tradable	\$468M	\$579M	\$620M	\$731M

TX-20 Services Exports



TX-20 Services Exports Support **6,330** Jobs, Including **4,060** from Digitally Tradable Services

TX-20 Services Exports by Sector, 2022 (\$ millions)



TX-20 Services Exports to Select Markets, 2022

- To China:** \$41 million in services exports supporting **310 jobs**
- To Canada:** \$81 million in services exports supporting **540 jobs**
- To Mexico:** \$50 million in services exports supporting **390 jobs**

TX-20 Digital Services Exports to Select Markets, 2022

- To EU:** \$207 million in services exports supporting **1,230 jobs**
- To UK:** \$82 million in services exports supporting **430 jobs**
- To Africa:** \$10 million in services exports supporting **60 jobs**
- To IPEF*:** \$120 million in services exports supporting **680 jobs**

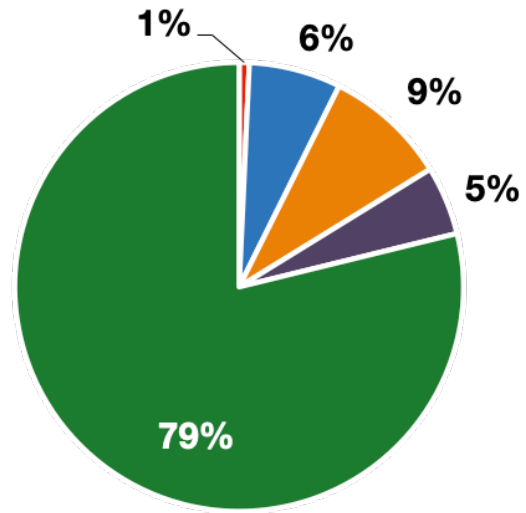
* Sources: National data from the U.S. Bureau of Economic Analysis, state export and jobs data from Trade Partnership Worldwide. "IPEF" includes the participants as of launch on July 1, 2024.
Copyright 2024. The Coalition of Services Industries. All rights reserved.

Texas' 20th DISTRICT

Services Fuel U.S. Jobs and Growth

Services fuel America's economic growth and jobs, generating more than 77 percent of employment in the United States and 68 percent of GDP. Services are a major component of the manufacturing and agricultural sectors, and they boost the competitiveness of those sectors.

In TX-20, services accounted for 79 percent of all jobs in 2022. The top services sector for employment was educational services, and health care and social assistance, which alone employed 88,500 TX-20 workers.



TX-20 Services Industries Employ **303,200** Workers

TX-20 Jobs by Sector and Services Subsector, 2022

Agriculture, Forestry, & Mining	2,800
Construction	34,100
Manufacturing	25,500
Public Administration	19,100
Total Services	303,200
<i>Wholesale Trade</i>	7,500
<i>Retail Trade</i>	47,400
<i>Transportation, Warehousing, & Utilities</i>	18,900
<i>Information</i>	6,300
<i>Finance, Insurance, & Real Estate</i>	28,600
<i>Professional, Scientific, & Management</i>	43,500
<i>Education, Health Care, & Social Assistance</i>	88,500
<i>Arts, Entertainment, Accommodation, & Food</i>	43,100
<i>Other Services</i>	19,400