

Tennessee's 7th DISTRICT

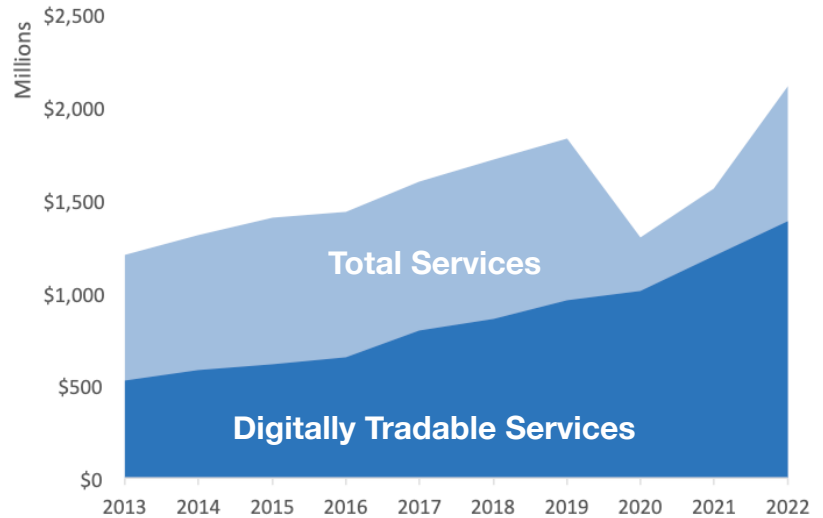
U.S. Services Supply the World

TN-7 has seen a rise in services exports, boosting economic growth and jobs. Services exports have fully recovered from Covid-related declines. In 2022, the U.S. services trade surplus was \$232 billion.

U.S. services industries are the most competitive and innovative in the world. They provide new economic opportunities and contribute to the successful production of manufacturing and agriculture in the United States and abroad.

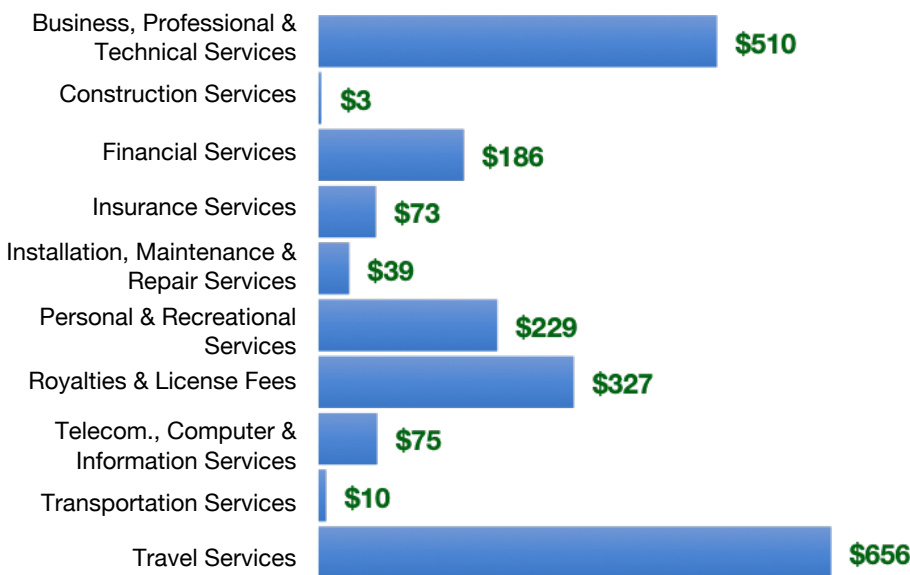
Type	2013	2019	2020	2022
Total Services	\$1.2B	\$1.8B	\$1.3B	\$2.1B
Digitally Tradable	\$524M	\$959M	\$1.0B	\$1.4B

TN-7 Services Exports



TN-7 Services Exports Support 14,810 Jobs, Including 7,690 from Digitally Tradable Services

TN-7 Services Exports by Sector, 2022 (\$ millions)



TN-7 Services Exports to Select Markets, 2022

- To China:** \$99 million in services exports supporting 830 jobs
- To Canada:** \$215 million in services exports supporting 1,480 jobs
- To Mexico:** \$129 million in services exports supporting 1,070 jobs

TN-7 Digital Services Exports to Select Markets, 2022

- To EU:** \$397 million in services exports supporting 2,310 jobs
- To UK:** \$215 million in services exports supporting 1,190 jobs
- To Africa:** \$19 million in services exports supporting 100 jobs
- To IPEF*:** \$224 million in services exports supporting 1,240 jobs

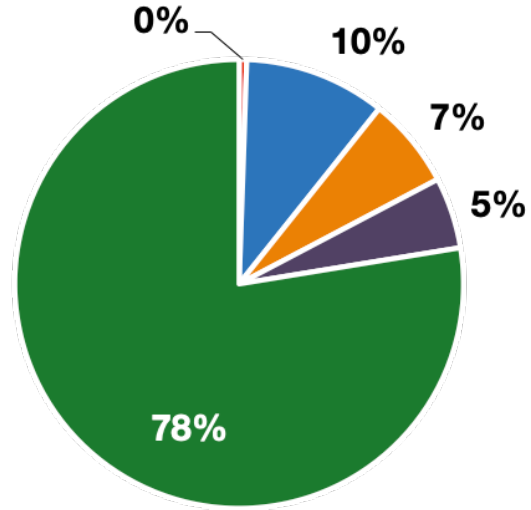
* Sources: National data from the U.S. Bureau of Economic Analysis, state export and jobs data from Trade Partnership Worldwide. "IPEF" includes the participants as of launch on July 1, 2024.
Copyright 2024. The Coalition of Services Industries. All rights reserved.

Tennessee's 7th DISTRICT

Services Fuel U.S. Jobs and Growth

Services fuel America's economic growth and jobs, generating more than 77 percent of employment in the United States and 68 percent of GDP. Services are a major component of the manufacturing and agricultural sectors, and they boost the competitiveness of those sectors.

In TN-7, services accounted for 78 percent of all jobs in 2022. The top services sector for employment was educational services, and health care and social assistance, which alone employed 93,500 TN-7 workers.



TN-7 Services Industries Employ **304,800** Workers

TN-7 Jobs by Sector and Services Subsector, 2022

Agriculture, Forestry, & Mining	2,100
Construction	25,700
Manufacturing	40,000
Public Administration	20,200
Total Services	304,800
<i>Wholesale Trade</i>	8,300
<i>Retail Trade</i>	42,800
<i>Transportation, Warehousing, & Utilities</i>	23,100
<i>Information</i>	7,200
<i>Finance, Insurance, & Real Estate</i>	26,900
<i>Professional, Scientific, & Management</i>	50,700
<i>Education, Health Care, & Social Assistance</i>	93,500
<i>Arts, Entertainment, Accommodation, & Food</i>	33,800
<i>Other Services</i>	18,400