

Tennessee's 6th DISTRICT

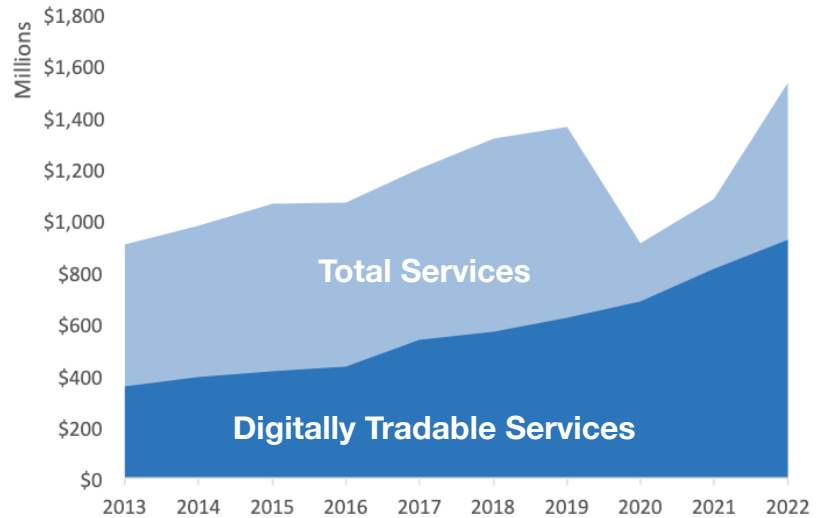
U.S. Services Supply the World

TN-6 has seen a rise in services exports, boosting economic growth and jobs. Services exports have fully recovered from Covid-related declines. In 2022, the U.S. services trade surplus was \$232 billion.

U.S. services industries are the most competitive and innovative in the world. They provide new economic opportunities and contribute to the successful production of manufacturing and agriculture in the United States and abroad.

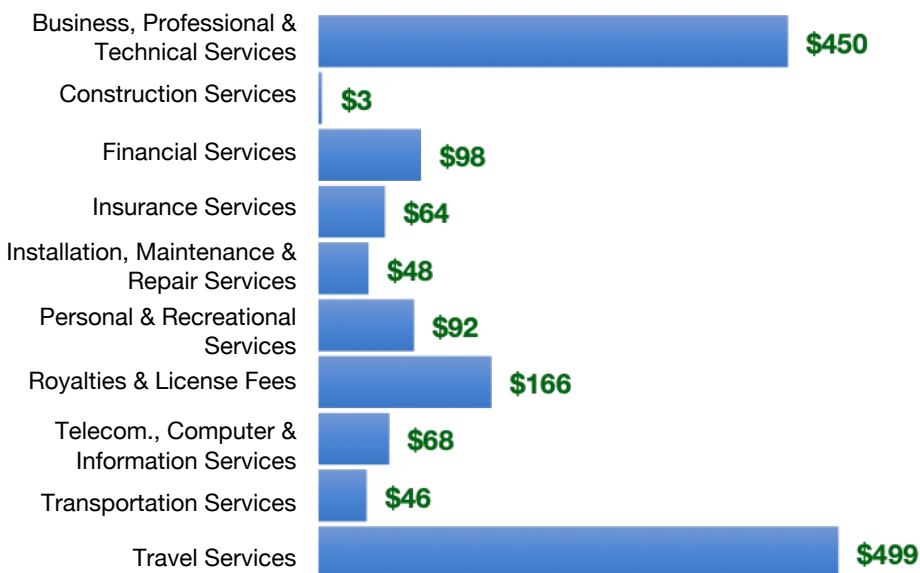
Type	2013	2019	2020	2022
Total Services	\$904M	\$1.4B	\$908M	\$1.5B
Digitally Tradable	\$353M	\$621M	\$686M	\$925M

TN-6 Services Exports



TN-6 Services Exports Support **10,950** Jobs, Including **5,370** from Digitally Tradable Services

TN-6 Services Exports by Sector, 2022 (\$ millions)



TN-6 Services Exports to Select Markets, 2022

- To China:** \$70 million in services exports supporting **430 jobs**
- To Canada:** \$149 million in services exports supporting **1,080 jobs**
- To Mexico:** \$107 million in services exports supporting **920 jobs**

TN-6 Digital Services Exports to Select Markets, 2022

- To EU:** \$285 million in services exports supporting **1,740 jobs**
- To UK:** \$121 million in services exports supporting **680 jobs**
- To Africa:** \$13 million in services exports supporting **80 jobs**
- To IPEF*:** \$150 million in services exports supporting **870 jobs**

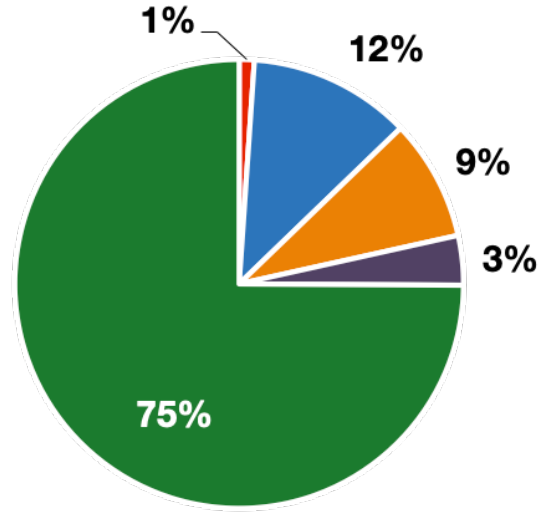
* Sources: National data from the U.S. Bureau of Economic Analysis, state export and jobs data from Trade Partnership Worldwide. "IPEF" includes the participants as of launch on July 1, 2024.
Copyright 2024. The Coalition of Services Industries. All rights reserved.

Tennessee's 6th DISTRICT

Services Fuel U.S. Jobs and Growth

Services fuel America's economic growth and jobs, generating more than 77 percent of employment in the United States and 68 percent of GDP. Services are a major component of the manufacturing and agricultural sectors, and they boost the competitiveness of those sectors.

In TN-6, services accounted for 75 percent of all jobs in 2022. The top services sector for employment was educational services, and health care and social assistance, which alone employed 78,700 TN-6 workers.



■ Services
 ■ Agriculture
 ■ Manufacturing
 ■ Construction
 ■ Public Administration

TN-6 Services Industries Employ **285,100** Workers

TN-6 Jobs by Sector and Services Subsector, 2022

Agriculture, Forestry, & Mining	4,100
Construction	33,300
Manufacturing	44,500
Public Administration	13,600
Total Services	285,100
<i>Wholesale Trade</i>	8,100
<i>Retail Trade</i>	47,100
<i>Transportation, Warehousing, & Utilities</i>	26,200
<i>Information</i>	9,400
<i>Finance, Insurance, & Real Estate</i>	25,200
<i>Professional, Scientific, & Management</i>	36,400
<i>Education, Health Care, & Social Assistance</i>	78,700
<i>Arts, Entertainment, Accommodation, & Food</i>	37,900
<i>Other Services</i>	16,200