

South Carolina's 7th DISTRICT

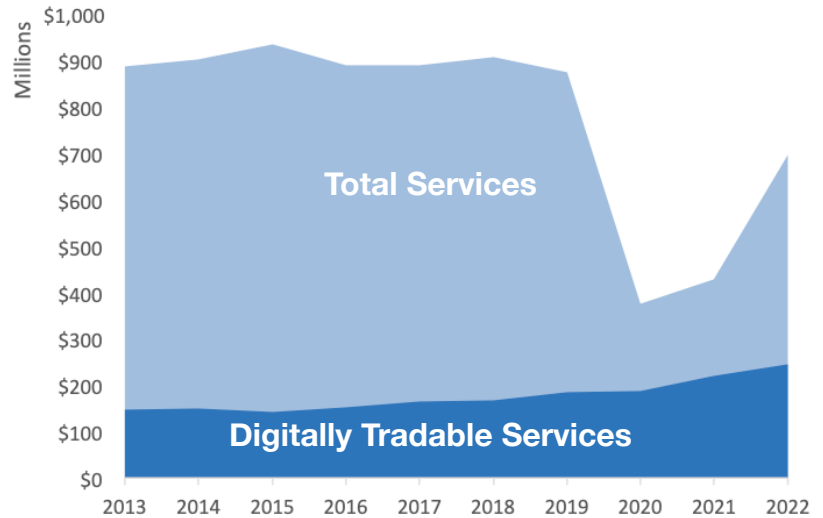
U.S. Services Supply the World

SC-7 has seen a rise in services exports, boosting economic growth and jobs, though services exports are recovering from Covid-related declines. In 2022, the U.S. services trade surplus was \$232 billion.

U.S. services industries are the most competitive and innovative in the world. They provide new economic opportunities and contribute to the successful production of manufacturing and agriculture in the United States and abroad.

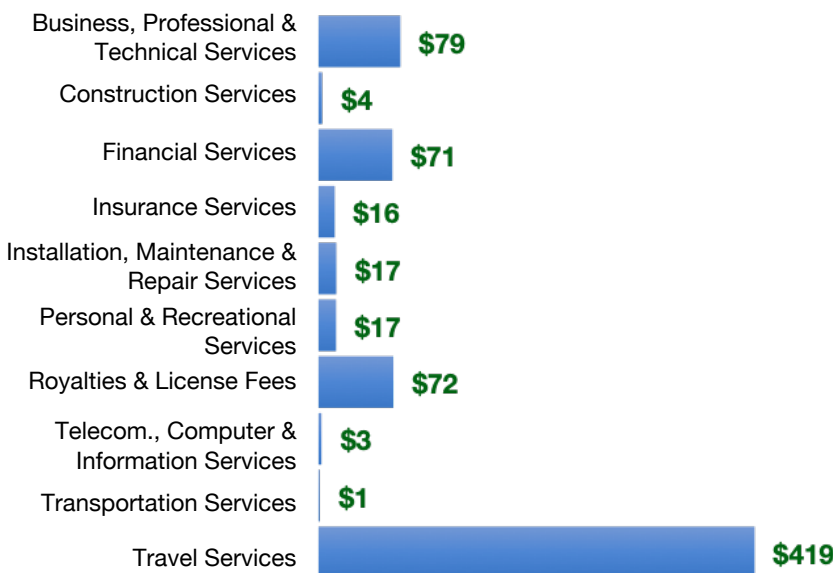
Type	2013	2019	2020	2022
Total Services	\$885M	\$873M	\$375M	\$697M
Digitally Tradable	\$148M	\$186M	\$187M	\$246M

SC-7 Services Exports



SC-7 Services Exports Support **5,460** Jobs, Including **1,200** from Digitally Tradable Services

SC-7 Services Exports by Sector, 2022 (\$ millions)



SC-7 Services Exports to Select Markets, 2022

- To China:** \$26 million in services exports supporting **180 jobs**
- To Canada:** \$73 million in services exports supporting **600 jobs**
- To Mexico:** \$72 million in services exports supporting **660 jobs**

SC-7 Digital Services Exports to Select Markets, 2022

- To EU:** \$61 million in services exports supporting **280 jobs**
- To UK:** \$24 million in services exports supporting **110 jobs**
- To Africa:** \$5.6 million in services exports supporting **30 jobs**
- To IPEF*:** \$48 million in services exports supporting **240 jobs**

* Sources: National data from the U.S. Bureau of Economic Analysis, state export and jobs data from Trade Partnership Worldwide. "IPEF" includes the participants as of launch on July 1, 2024.

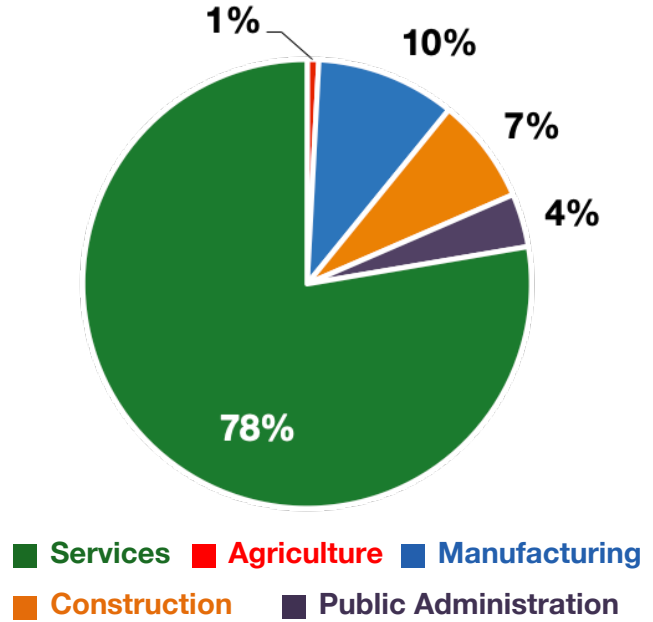
Copyright 2024. The Coalition of Services Industries. All rights reserved.

South Carolina's 7th DISTRICT

Services Fuel U.S. Jobs and Growth

Services fuel America's economic growth and jobs, generating more than 77 percent of employment in the United States and 68 percent of GDP. Services are a major component of the manufacturing and agricultural sectors, and they boost the competitiveness of those sectors.

In SC-7, services accounted for 78 percent of all jobs in 2022. The top services sector for employment was educational services, and health care and social assistance, which alone employed 75,400 SC-7 workers.



SC-7 Services Industries Employ **259,700** Workers

SC-7 Jobs by Sector and Services Subsector, 2022

Agriculture, Forestry, & Mining	2,800
Construction	25,500
Manufacturing	33,600
Public Administration	12,900
Total Services	259,700
<i>Wholesale Trade</i>	6,900
<i>Retail Trade</i>	41,600
<i>Transportation, Warehousing, & Utilities</i>	18,800
<i>Information</i>	4,900
<i>Finance, Insurance, & Real Estate</i>	22,500
<i>Professional, Scientific, & Management</i>	34,300
<i>Education, Health Care, & Social Assistance</i>	75,400
<i>Arts, Entertainment, Accommodation, & Food</i>	40,500
<i>Other Services</i>	14,700