

Pennsylvania's 4th DISTRICT

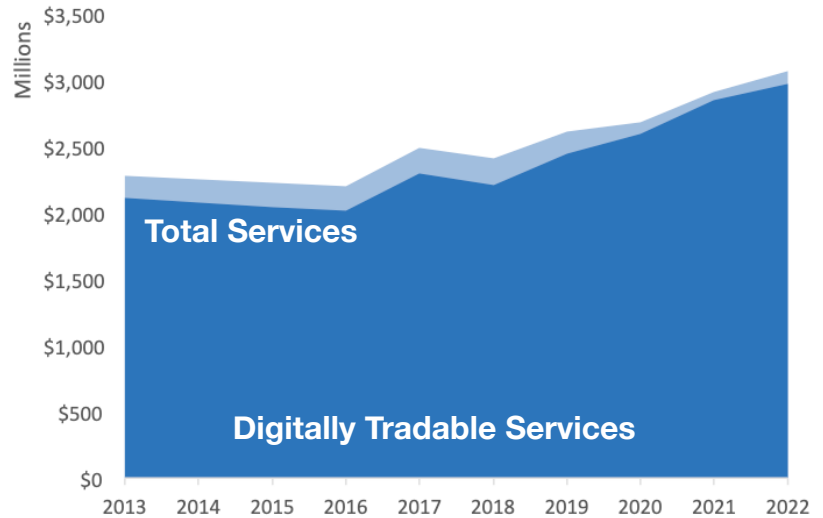
U.S. Services Supply the World

PA-4 has seen a rise in services exports, boosting economic growth and jobs. Services exports have fully recovered from Covid-related declines. In 2022, the U.S. services trade surplus was \$232 billion.

U.S. services industries are the most competitive and innovative in the world. They provide new economic opportunities and contribute to the successful production of manufacturing and agriculture in the United States and abroad.

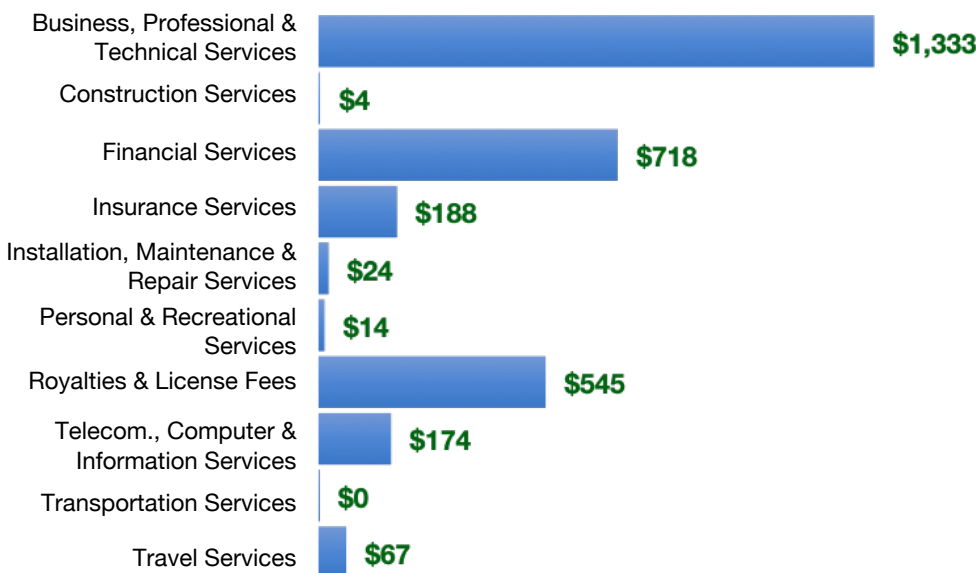
Type	2013	2019	2020	2022
Total Services	\$2.3B	\$2.6B	\$2.7B	\$3.1B
Digitally Tradable	\$2.1B	\$2.4B	\$2.6B	\$3.0B

PA-4 Services Exports



PA-4 Services Exports Support **13,840** Jobs, Including **13,030** from Digitally Tradable Services

PA-4 Services Exports by Sector, 2022 (\$ millions)



PA-4 Services Exports to Select Markets, 2022

- To China:** \$84 million in services exports supporting **410 jobs**
- To Canada:** \$178 million in services exports supporting **890 jobs**
- To Mexico:** \$66 million in services exports supporting **380 jobs**

PA-4 Digital Services Exports to Select Markets, 2022

- To EU:** \$896 million in services exports supporting **3,900 jobs**
- To UK:** \$213 million in services exports supporting **990 jobs**
- To Africa:** \$28 million in services exports supporting **140 jobs**
- To IPEF*:** \$533 million in services exports supporting **2,370 jobs**

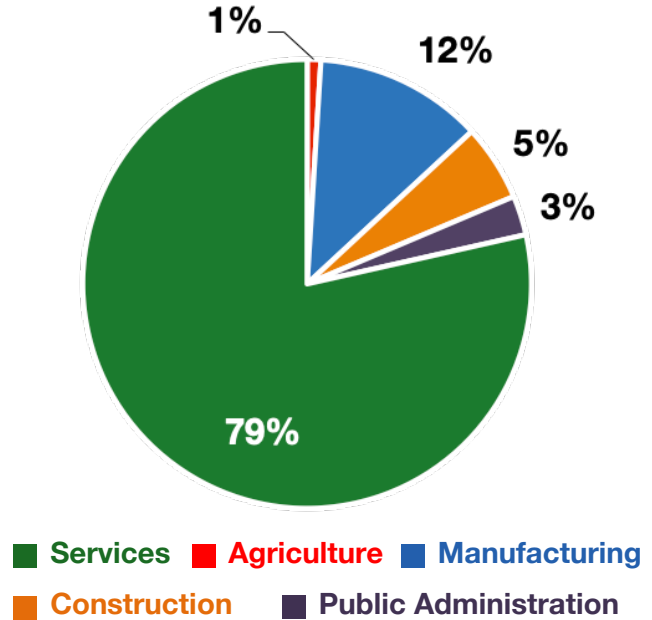
* Sources: National data from the U.S. Bureau of Economic Analysis, state export and jobs data from Trade Partnership Worldwide. "IPEF" includes the participants as of launch on July 1, 2024.
Copyright 2024. The Coalition of Services Industries. All rights reserved.

Pennsylvania's 4th DISTRICT

Services Fuel U.S. Jobs and Growth

Services fuel America's economic growth and jobs, generating more than 77 percent of employment in the United States and 68 percent of GDP. Services are a major component of the manufacturing and agricultural sectors, and they boost the competitiveness of those sectors.

In PA-4, services accounted for 79 percent of all jobs in 2022. The top services sector for employment was educational services, and health care and social assistance, which alone employed 103,600 PA-4 workers.



PA-4 Services Industries Employ **319,900** Workers

PA-4 Jobs by Sector and Services Subsector, 2022

Agriculture, Forestry, & Mining	4,000
Construction	22,500
Manufacturing	49,400
Public Administration	11,600
Total Services	319,900
<i>Wholesale Trade</i>	9,300
<i>Retail Trade</i>	42,400
<i>Transportation, Warehousing, & Utilities</i>	19,200
<i>Information</i>	9,300
<i>Finance, Insurance, & Real Estate</i>	35,800
<i>Professional, Scientific, & Management</i>	59,100
<i>Education, Health Care, & Social Assistance</i>	103,600
<i>Arts, Entertainment, Accommodation, & Food</i>	23,800
<i>Other Services</i>	17,400