

Pennsylvania's 3rd DISTRICT

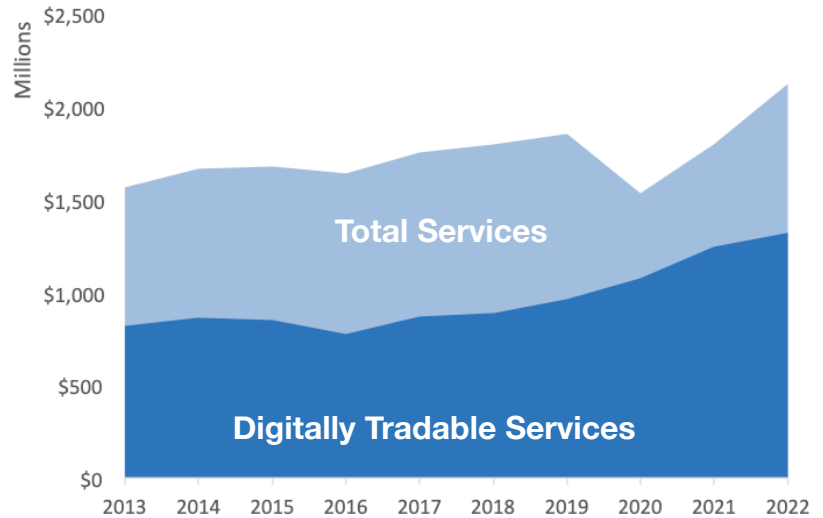
U.S. Services Supply the World

PA-3 has seen a rise in services exports, boosting economic growth and jobs. Services exports have fully recovered from Covid-related declines. In 2022, the U.S. services trade surplus was \$232 billion.

U.S. services industries are the most competitive and innovative in the world. They provide new economic opportunities and contribute to the successful production of manufacturing and agriculture in the United States and abroad.

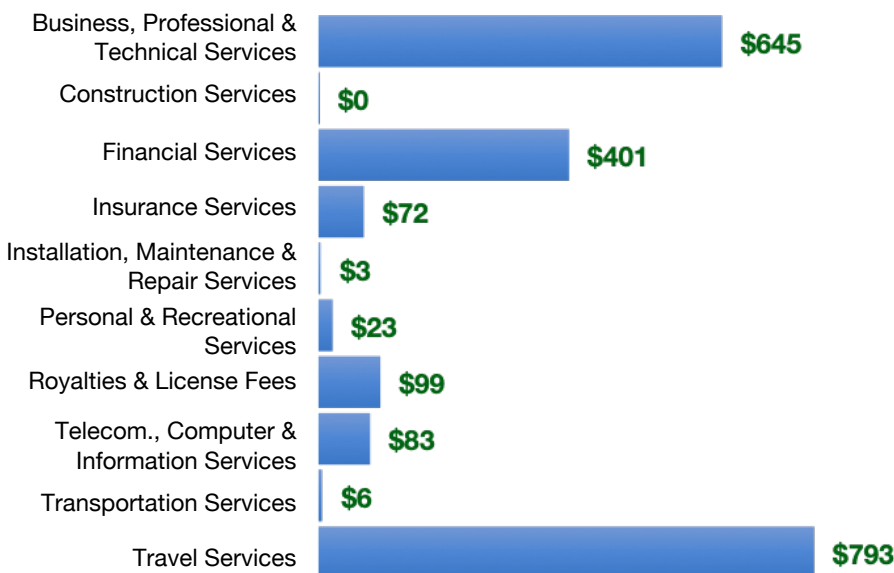
Type	2013	2019	2020	2022
Total Services	\$1.6B	\$1.9B	\$1.5B	\$2.1B
Digitally Tradable	\$817M	\$961M	\$1.1B	\$1.3B

PA-3 Services Exports



PA-3 Services Exports Support **15,110** Jobs, Including **6,300** from Digitally Tradable Services

PA-3 Services Exports by Sector, 2022 (\$ millions)



PA-3 Services Exports to Select Markets, 2022

- To China:** \$219 million in services exports supporting 2,310 jobs
- To Canada:** \$156 million in services exports supporting 1,010 jobs
- To Mexico:** \$74 million in services exports supporting 590 jobs

PA-3 Digital Services Exports to Select Markets, 2022

- To EU:** \$327 million in services exports supporting 1,670 jobs
- To UK:** \$141 million in services exports supporting 660 jobs
- To Africa:** \$14 million in services exports supporting 80 jobs
- To IPEF*:** \$188 million in services exports supporting 940 jobs

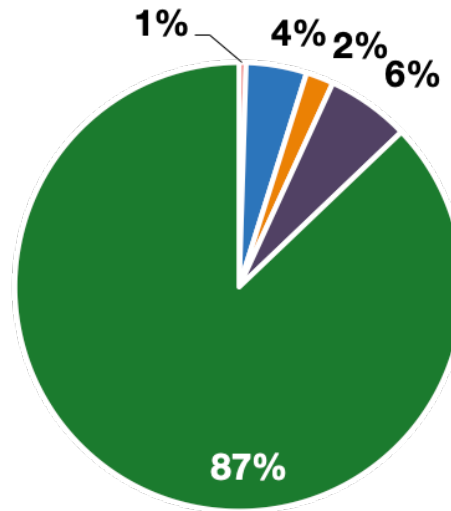
* Sources: National data from the U.S. Bureau of Economic Analysis, state export and jobs data from Trade Partnership Worldwide. "IPEF" includes the participants as of launch on July 1, 2024.
Copyright 2024. The Coalition of Services Industries. All rights reserved.

Pennsylvania's 3rd DISTRICT

Services Fuel U.S. Jobs and Growth

Services fuel America's economic growth and jobs, generating more than 77 percent of employment in the United States and 68 percent of GDP. Services are a major component of the manufacturing and agricultural sectors, and they boost the competitiveness of those sectors.

In PA-3, services accounted for 87 percent of all jobs in 2022. The top services sector for employment was educational services, and health care and social assistance, which alone employed 141,100 PA-3 workers.



PA-3 Services Industries Employ **341,900** Workers

PA-3 Jobs by Sector and Services Subsector, 2022

Agriculture, Forestry, & Mining	1,900
Construction	7,800
Manufacturing	17,200
Public Administration	23,600
Total Services	341,900
<i>Wholesale Trade</i>	6,800
<i>Retail Trade</i>	32,900
<i>Transportation, Warehousing, & Utilities</i>	17,400
<i>Information</i>	7,000
<i>Finance, Insurance, & Real Estate</i>	30,600
<i>Professional, Scientific, & Management</i>	57,600
<i>Education, Health Care, & Social Assistance</i>	141,100
<i>Arts, Entertainment, Accommodation, & Food</i>	32,100
<i>Other Services</i>	16,300