

Pennsylvania's 2nd DISTRICT

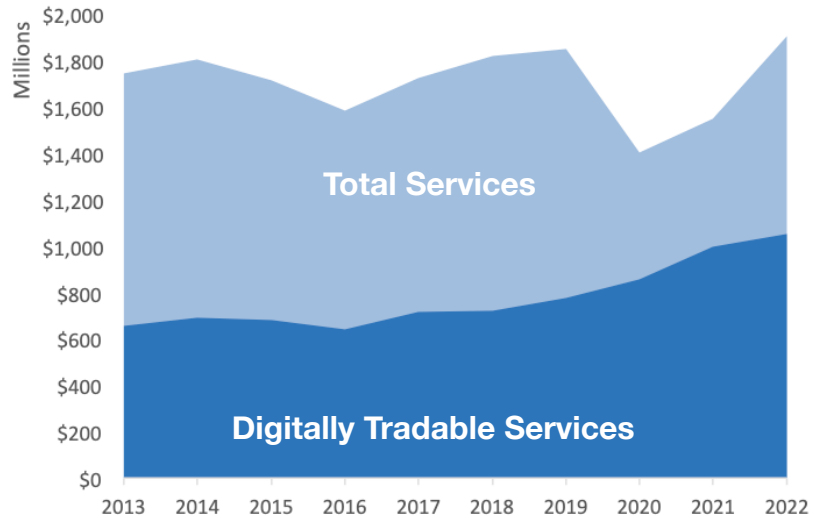
U.S. Services Supply the World

PA-2 has seen a rise in services exports, boosting economic growth and jobs. Services exports have fully recovered from Covid-related declines. In 2022, the U.S. services trade surplus was \$232 billion.

U.S. services industries are the most competitive and innovative in the world. They provide new economic opportunities and contribute to the successful production of manufacturing and agriculture in the United States and abroad.

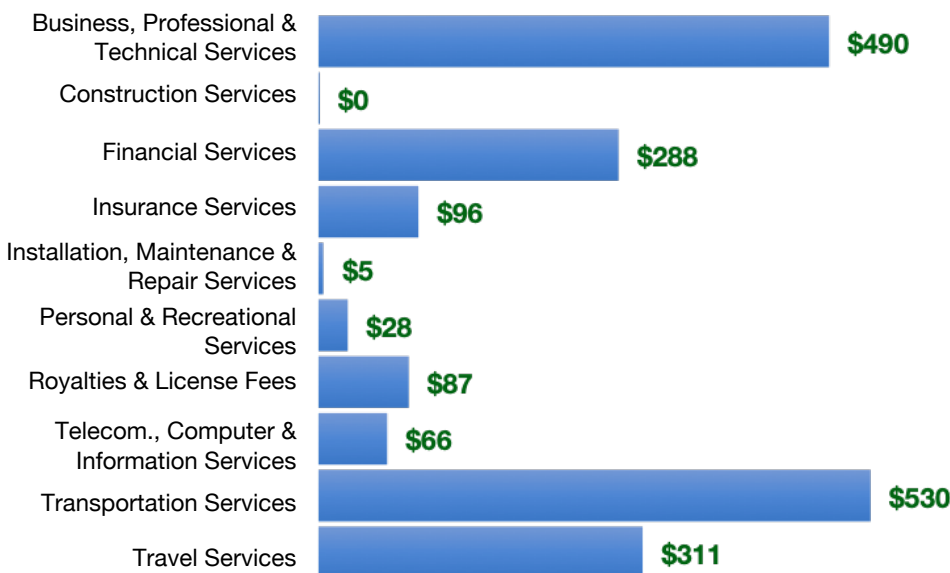
Type	2013	2019	2020	2022
Total Services	\$1.7B	\$1.8B	\$1.4B	\$1.9B
Digitally Tradable	\$656M	\$774M	\$856M	\$1.0B

PA-2 Services Exports



PA-2 Services Exports Support **10,700** Jobs, Including **4,980** from Digitally Tradable Services

PA-2 Services Exports by Sector, 2022 (\$ millions)



PA-2 Services Exports to Select Markets, 2022

- To China:** \$69 million in services exports supporting 570 jobs
- To Canada:** \$131 million in services exports supporting 760 jobs
- To Mexico:** \$76 million in services exports supporting 530 jobs

PA-2 Digital Services Exports to Select Markets, 2022

- To EU:** \$252 million in services exports supporting 1,240 jobs
- To UK:** \$116 million in services exports supporting 540 jobs
- To Africa:** \$12 million in services exports supporting 80 jobs
- To IPEF*:** \$161 million in services exports supporting 810 jobs

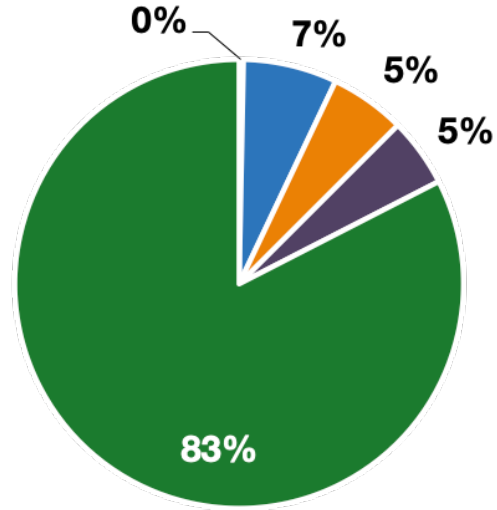
* Sources: National data from the U.S. Bureau of Economic Analysis, state export and jobs data from Trade Partnership Worldwide. "IPEF" includes the participants as of launch on July 1, 2024.
Copyright 2024. The Coalition of Services Industries. All rights reserved.

Pennsylvania's 2nd DISTRICT

Services Fuel U.S. Jobs and Growth

Services fuel America's economic growth and jobs, generating more than 77 percent of employment in the United States and 68 percent of GDP. Services are a major component of the manufacturing and agricultural sectors, and they boost the competitiveness of those sectors.

In PA-2, services accounted for 83 percent of all jobs in 2022. The top services sector for employment was educational services, and health care and social assistance, which alone employed 93,600 PA-2 workers.



PA-2 Services Industries Employ **270,500** Workers

PA-2 Jobs by Sector and Services Subsector, 2022

Agriculture, Forestry, & Mining	1,000
Construction	17,800
Manufacturing	22,200
Public Administration	16,200
Total Services	270,500
<i>Wholesale Trade</i>	6,800
<i>Retail Trade</i>	39,100
<i>Transportation, Warehousing, & Utilities</i>	25,300
<i>Information</i>	4,100
<i>Finance, Insurance, & Real Estate</i>	19,500
<i>Professional, Scientific, & Management</i>	36,700
<i>Education, Health Care, & Social Assistance</i>	93,600
<i>Arts, Entertainment, Accommodation, & Food</i>	28,000
<i>Other Services</i>	17,500