

## Oregon's 4<sup>th</sup> DISTRICT

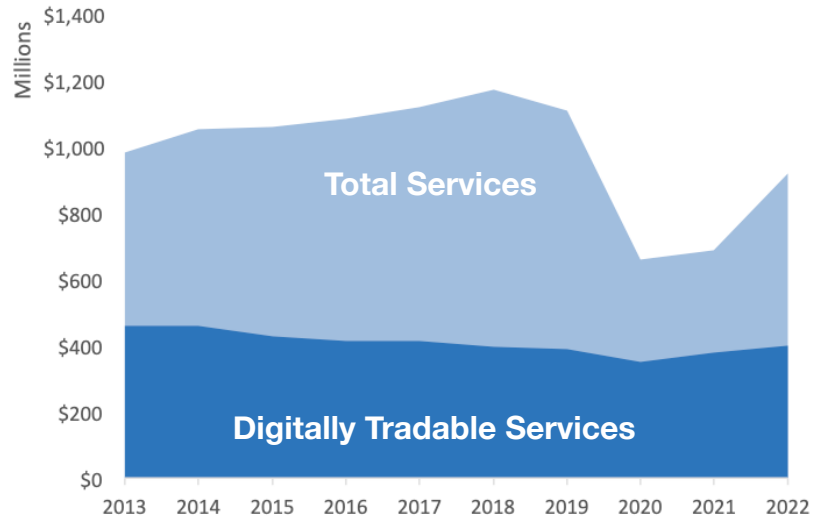
### U.S. Services Supply the World

OR-4 has seen a rise in services exports, boosting economic growth and jobs, though services exports are recovering from Covid-related declines. In 2022, the U.S. services trade surplus was \$232 billion.

U.S. services industries are the most competitive and innovative in the world. They provide new economic opportunities and contribute to the successful production of manufacturing and agriculture in the United States and abroad.

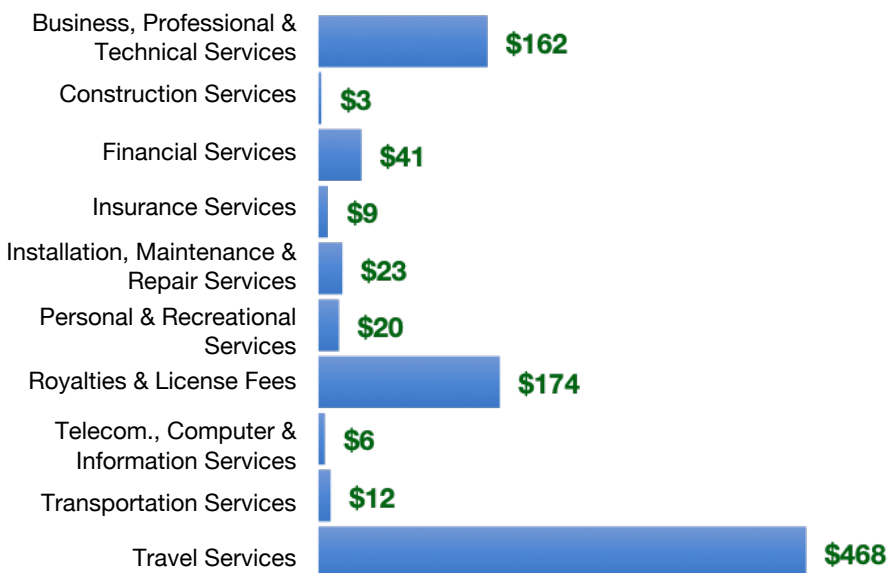
Type	2013	2019	2020	2022
Total Services	\$981M	\$1.1B	\$657M	\$917M
Digitally Tradable	\$460M	\$390M	\$350M	\$399M

### OR-4 Services Exports



OR-4 Services Exports Support **6,690** Jobs,  
Including **1,880** from Digitally Tradable Services

### OR-4 Services Exports by Sector, 2022 (\$ millions)



### OR-4 Services Exports to Select Markets, 2022

- To China:** \$78 million in services exports supporting **640 jobs**
- To Canada:** \$71 million in services exports supporting **570 jobs**
- To Mexico:** \$63 million in services exports supporting **560 jobs**

### OR-4 Digital Services Exports to Select Markets, 2022

- To EU:** \$134 million in services exports supporting **570 jobs**
- To UK:** \$28 million in services exports supporting **140 jobs**
- To Africa:** \$4.8 million in services exports supporting **30 jobs**
- To IPEF\*:** \$79 million in services exports supporting **390 jobs**

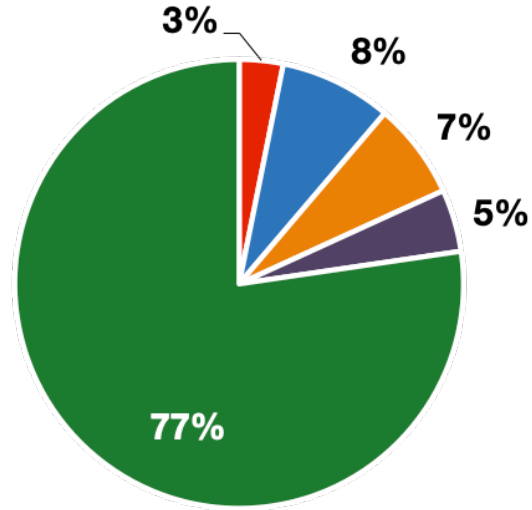
\* Sources: National data from the U.S. Bureau of Economic Analysis, state export and jobs data from Trade Partnership Worldwide. "IPEF" includes the participants as of launch on July 1, 2024.

## Oregon's 4<sup>th</sup> DISTRICT

### Services Fuel U.S. Jobs and Growth

Services fuel America's economic growth and jobs, generating more than 77 percent of employment in the United States and 68 percent of GDP. Services are a major component of the manufacturing and agricultural sectors, and they boost the competitiveness of those sectors.

In OR-4, services accounted for 77 percent of all jobs in 2022. The top services sector for employment was educational services, and health care and social assistance, which alone employed 89,900 OR-4 workers.



■ Services 
 ■ Agriculture 
 ■ Manufacturing 
 ■ Construction 
 ■ Public Administration

OR-4 Services Industries Employ **255,800** Workers

### OR-4 Jobs by Sector and Services Subsector, 2022

Agriculture, Forestry, & Mining	10,500
Construction	23,000
Manufacturing	26,700
Public Administration	14,900
<b>Total Services</b>	<b>255,800</b>
<i>Wholesale Trade</i>	6,200
<i>Retail Trade</i>	41,200
<i>Transportation, Warehousing, &amp; Utilities</i>	14,300
<i>Information</i>	3,900
<i>Finance, Insurance, &amp; Real Estate</i>	18,600
<i>Professional, Scientific, &amp; Management</i>	31,800
<i>Education, Health Care, &amp; Social Assistance</i>	89,900
<i>Arts, Entertainment, Accommodation, &amp; Food</i>	33,000
<i>Other Services</i>	16,800