

Oklahoma's 1st DISTRICT

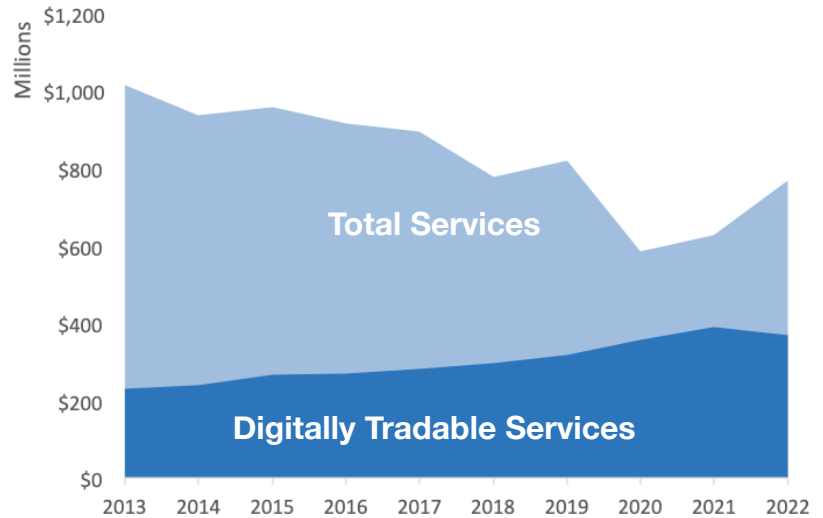
U.S. Services Supply the World

OK-1 has seen a rise in services exports, boosting economic growth and jobs. Services exports have nearly recovered from Covid-related declines. In 2022, the U.S. services trade surplus was \$232 billion.

U.S. services industries are the most competitive and innovative in the world. They provide new economic opportunities and contribute to the successful production of manufacturing and agriculture in the United States and abroad.

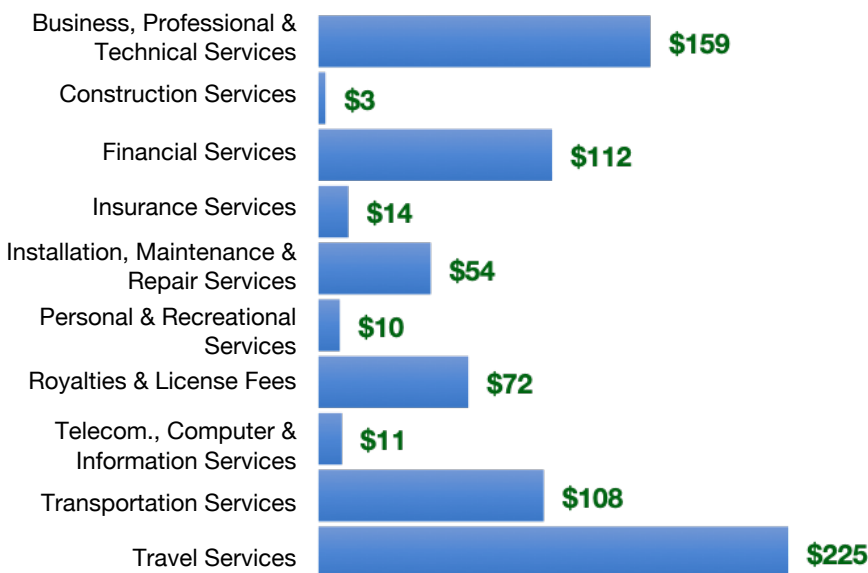
| Type | 2013 | 2019 | 2020 | 2022 |
|--------------------|--------|--------|--------|--------|
| Total Services | \$1.0B | \$820M | \$586M | \$770M |
| Digitally Tradable | \$231M | \$318M | \$356M | \$368M |

OK-1 Services Exports



OK-1 Services Exports Support **5,110** Jobs, Including **2,040** from Digitally Tradable Services

OK-1 Services Exports by Sector, 2022 (\$ millions)



OK-1 Services Exports to Select Markets, 2022

- To China:** \$36 million in services exports supporting **250 jobs**
- To Canada:** \$94 million in services exports supporting **580 jobs**
- To Mexico:** \$55 million in services exports supporting **430 jobs**

OK-1 Digital Services Exports to Select Markets, 2022

- To EU:** \$93 million in services exports supporting **510 jobs**
- To UK:** \$43 million in services exports supporting **210 jobs**
- To Africa:** \$5.1 million in services exports supporting **30 jobs**
- To IPEF*:** \$65 million in services exports supporting **400 jobs**

* Sources: National data from the U.S. Bureau of Economic Analysis, state export and jobs data from Trade Partnership Worldwide. "IPEF" includes the participants as of launch on July 1, 2024.

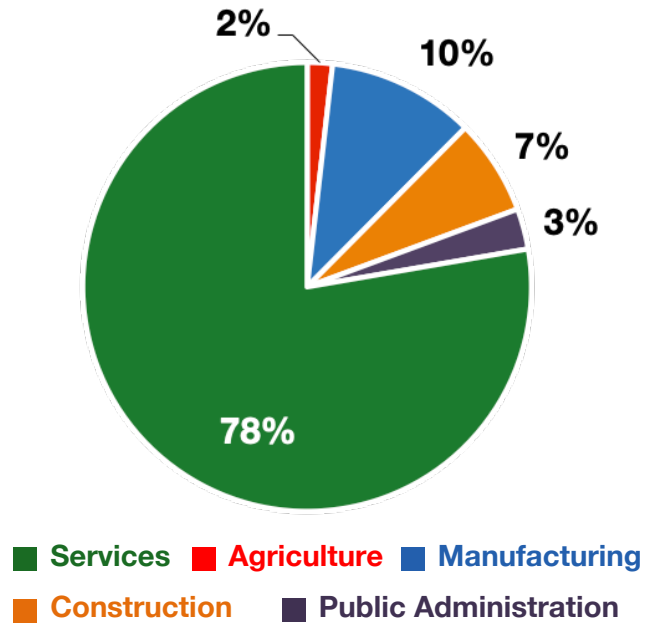
Copyright 2024. The Coalition of Services Industries. All rights reserved.

Oklahoma's 1st DISTRICT

Services Fuel U.S. Jobs and Growth

Services fuel America's economic growth and jobs, generating more than 77 percent of employment in the United States and 68 percent of GDP. Services are a major component of the manufacturing and agricultural sectors, and they boost the competitiveness of those sectors.

In OK-1, services accounted for 78 percent of all jobs in 2022. The top services sector for employment was educational services, and health care and social assistance, which alone employed 85,500 OK-1 workers.



OK-1 Services Industries Employ **306,400** Workers

OK-1 Jobs by Sector and Services Subsector, 2022

| | |
|--|----------------|
| Agriculture, Forestry, & Mining | 7,200 |
| Construction | 27,300 |
| Manufacturing | 41,900 |
| Public Administration | 11,500 |
| Total Services | 306,400 |
| <i>Wholesale Trade</i> | 9,300 |
| <i>Retail Trade</i> | 48,700 |
| <i>Transportation, Warehousing, & Utilities</i> | 26,600 |
| <i>Information</i> | 8,000 |
| <i>Finance, Insurance, & Real Estate</i> | 24,800 |
| <i>Professional, Scientific, & Management</i> | 45,000 |
| <i>Education, Health Care, & Social Assistance</i> | 85,500 |
| <i>Arts, Entertainment, Accommodation, & Food</i> | 36,100 |
| <i>Other Services</i> | 22,500 |