

Ohio's 4th DISTRICT

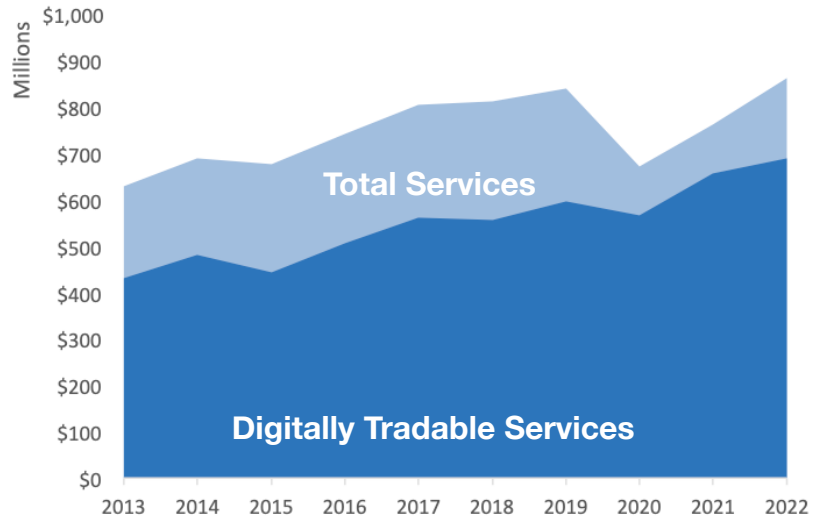
U.S. Services Supply the World

OH-4 has seen a rise in services exports, boosting economic growth and jobs. Services exports have fully recovered from Covid-related declines. In 2022, the U.S. services trade surplus was \$232 billion.

U.S. services industries are the most competitive and innovative in the world. They provide new economic opportunities and contribute to the successful production of manufacturing and agriculture in the United States and abroad.

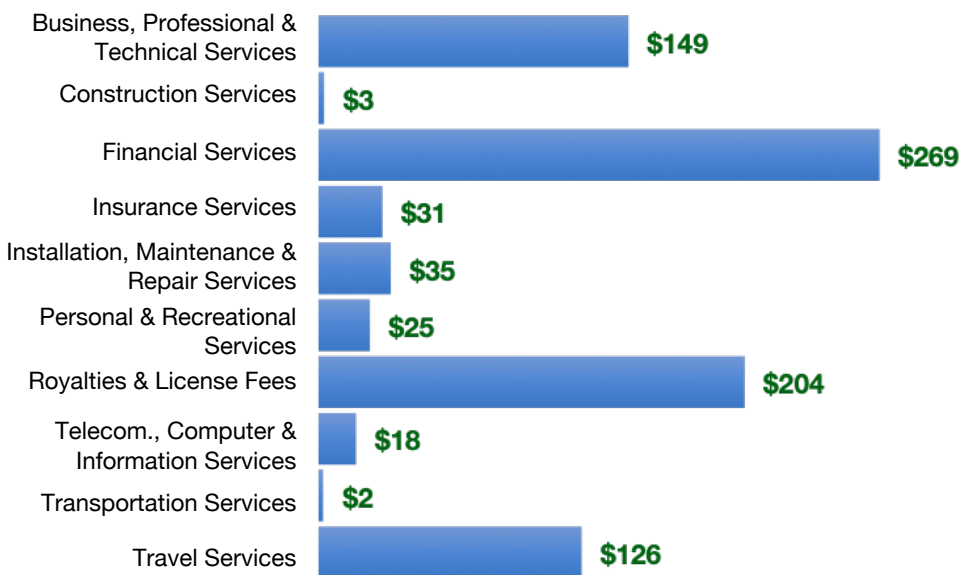
Type	2013	2019	2020	2022
Total Services	\$629M	\$840M	\$670M	\$862M
Digitally Tradable	\$429M	\$595M	\$566M	\$689M

OH-4 Services Exports



OH-4 Services Exports Support **4,660** Jobs, Including **3,140** from Digitally Tradable Services

OH-4 Services Exports by Sector, 2022 (\$ millions)



OH-4 Services Exports to Select Markets, 2022

- To China:** \$41 million in services exports supporting **240 jobs**
- To Canada:** \$67 million in services exports supporting **390 jobs**
- To Mexico:** \$41 million in services exports supporting **280 jobs**

OH-4 Digital Services Exports to Select Markets, 2022

- To EU:** \$192 million in services exports supporting **850 jobs**
- To UK:** \$76 million in services exports supporting **320 jobs**
- To Africa:** \$9.4 million in services exports supporting **60 jobs**
- To IPEF*:** \$106 million in services exports supporting **530 jobs**

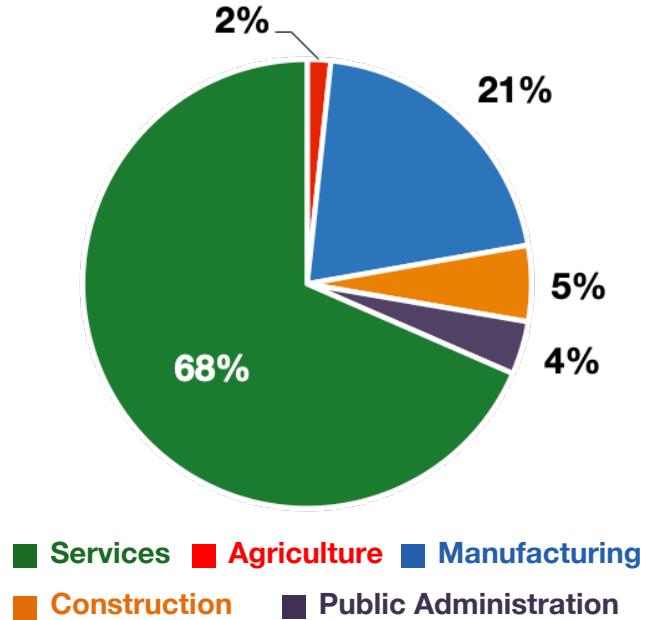
* Sources: National data from the U.S. Bureau of Economic Analysis, state export and jobs data from Trade Partnership Worldwide. "IPEF" includes the participants as of launch on July 1, 2024.

Ohio's 4th DISTRICT

Services Fuel U.S. Jobs and Growth

Services fuel America's economic growth and jobs, generating more than 77 percent of employment in the United States and 68 percent of GDP. Services are a major component of the manufacturing and agricultural sectors, and they boost the competitiveness of those sectors.

In OH-4, services accounted for 68 percent of all jobs in 2022. The top services sector for employment was educational services, and health care and social assistance, which alone employed 87,300 OH-4 workers.



OH-4 Services Industries Employ **263,700** Workers

OH-4 Jobs by Sector and Services Subsector, 2022

Agriculture, Forestry, & Mining	6,500
Construction	21,100
Manufacturing	79,100
Public Administration	14,800
Total Services	263,700
<i>Wholesale Trade</i>	8,500
<i>Retail Trade</i>	40,900
<i>Transportation, Warehousing, & Utilities</i>	19,800
<i>Information</i>	6,600
<i>Finance, Insurance, & Real Estate</i>	21,900
<i>Professional, Scientific, & Management</i>	34,200
<i>Education, Health Care, & Social Assistance</i>	87,300
<i>Arts, Entertainment, Accommodation, & Food</i>	27,800
<i>Other Services</i>	16,600