

Ohio's 11th DISTRICT

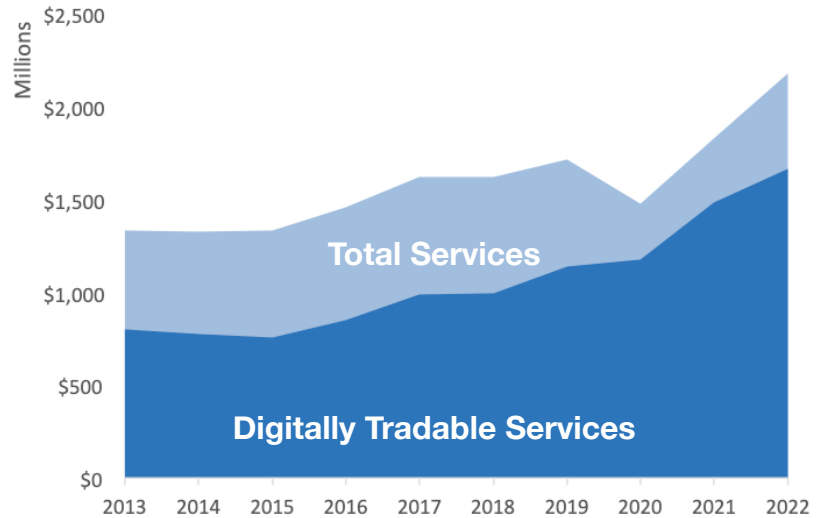
U.S. Services Supply the World

OH-11 has seen a rise in services exports, boosting economic growth and jobs. Services exports have fully recovered from Covid-related declines. In 2022, the U.S. services trade surplus was \$232 billion.

U.S. services industries are the most competitive and innovative in the world. They provide new economic opportunities and contribute to the successful production of manufacturing and agriculture in the United States and abroad.

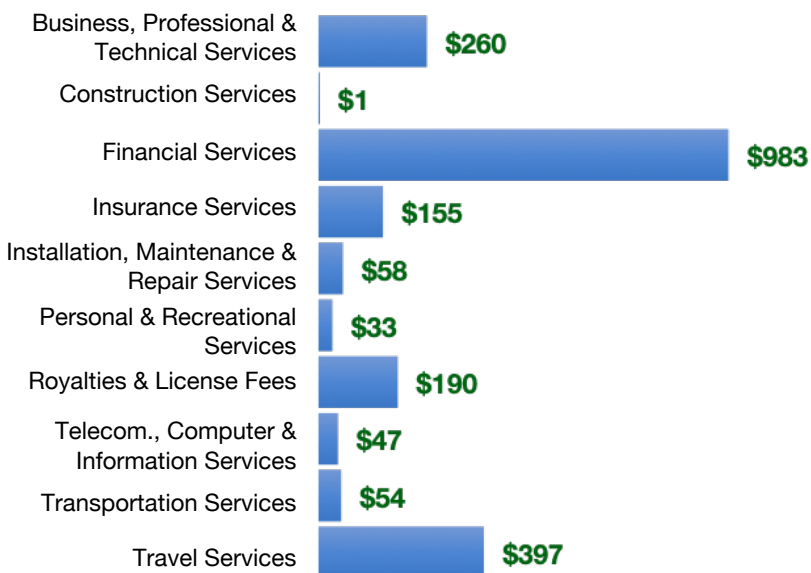
Type	2013	2019	2020	2022
Total Services	\$1.3B	\$1.7B	\$1.5B	\$2.2B
Digitally Tradable	\$803M	\$1.1B	\$1.2B	\$1.7B

OH-11 Services Exports



OH-11 Services Exports Support 11,710 Jobs, Including 7,040 from Digitally Tradable Services

OH-11 Services Exports by Sector, 2022 (\$ millions)



OH-11 Services Exports to Select Markets, 2022

- To China:** \$148 million in services exports supporting 1,100 jobs
- To Canada:** \$162 million in services exports supporting 870 jobs
- To Mexico:** \$91 million in services exports supporting 560 jobs

OH-11 Digital Services Exports to Select Markets, 2022

- To EU:** \$389 million in services exports supporting 1,660 jobs
- To UK:** \$213 million in services exports supporting 850 jobs
- To Africa:** \$35 million in services exports supporting 160 jobs
- To IPEF*:** \$292 million in services exports supporting 1,280 jobs

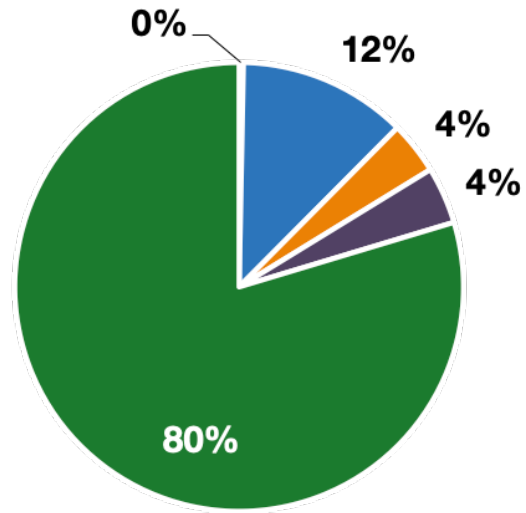
* Sources: National data from the U.S. Bureau of Economic Analysis, state export and jobs data from Trade Partnership Worldwide. "IPEF" includes the participants as of launch on July 1, 2024.
Copyright 2024. The Coalition of Services Industries. All rights reserved.

Ohio's 11th DISTRICT

Services Fuel U.S. Jobs and Growth

Services fuel America's economic growth and jobs, generating more than 77 percent of employment in the United States and 68 percent of GDP. Services are a major component of the manufacturing and agricultural sectors, and they boost the competitiveness of those sectors.

In OH-11, services accounted for 80 percent of all jobs in 2022. The top services sector for employment was educational services, and health care and social assistance, which alone employed 102,200 OH-11 workers.



OH-11 Services Industries Employ **288,500** Workers

OH-11 Jobs by Sector and Services Subsector, 2022

Agriculture, Forestry, & Mining	1,100
Construction	13,700
Manufacturing	44,000
Public Administration	14,900
Total Services	288,500
<i>Wholesale Trade</i>	7,700
<i>Retail Trade</i>	34,900
<i>Transportation, Warehousing, & Utilities</i>	21,700
<i>Information</i>	6,100
<i>Finance, Insurance, & Real Estate</i>	24,700
<i>Professional, Scientific, & Management</i>	41,900
<i>Education, Health Care, & Social Assistance</i>	102,200
<i>Arts, Entertainment, Accommodation, & Food</i>	32,300
<i>Other Services</i>	16,800