

Ohio's 1st DISTRICT

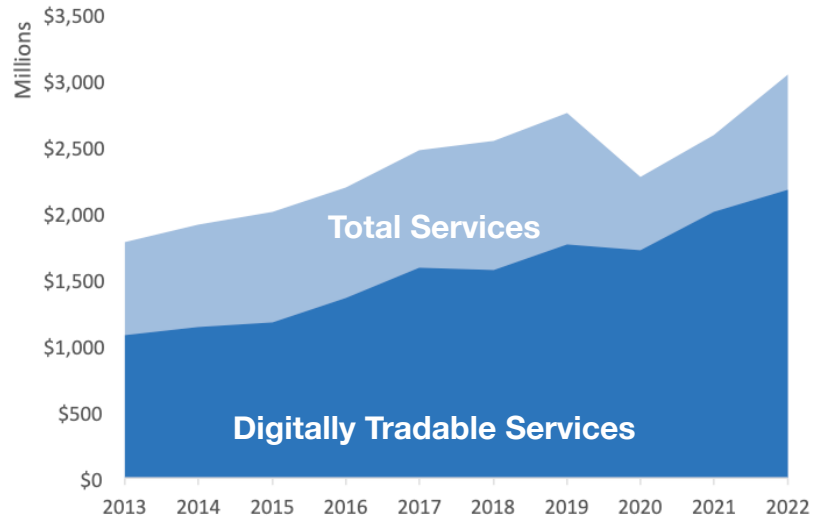
U.S. Services Supply the World

OH-1 has seen a rise in services exports, boosting economic growth and jobs. Services exports have fully recovered from Covid-related declines. In 2022, the U.S. services trade surplus was \$232 billion.

U.S. services industries are the most competitive and innovative in the world. They provide new economic opportunities and contribute to the successful production of manufacturing and agriculture in the United States and abroad.

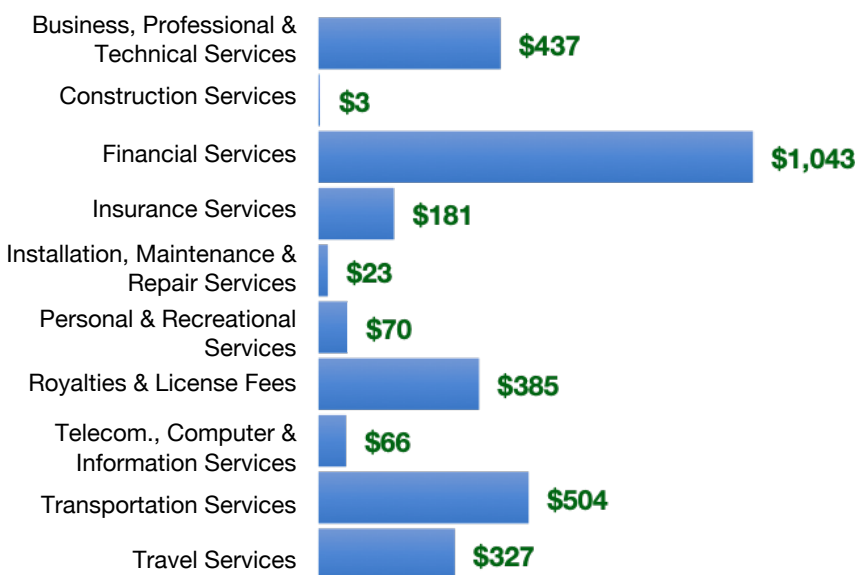
Type	2013	2019	2020	2022
Total Services	\$1.8B	\$2.8B	\$2.3B	\$3.0B
Digitally Tradable	\$1.1B	\$1.8B	\$1.7B	\$2.2B

OH-1 Services Exports



OH-1 Services Exports Support **15,300** Jobs, Including **9,520** from Digitally Tradable Services

OH-1 Services Exports by Sector, 2022 (\$ millions)



OH-1 Services Exports to Select Markets, 2022

- To China:** \$164 million in services exports supporting 1,110 jobs
- To Canada:** \$222 million in services exports supporting 1,120 jobs
- To Mexico:** \$117 million in services exports supporting 660 jobs

OH-1 Digital Services Exports to Select Markets, 2022

- To EU:** \$568 million in services exports supporting 2,440 jobs
- To UK:** \$285 million in services exports supporting 1,140 jobs
- To Africa:** \$34 million in services exports supporting 190 jobs
- To IPEF*:** \$344 million in services exports supporting 1,610 jobs

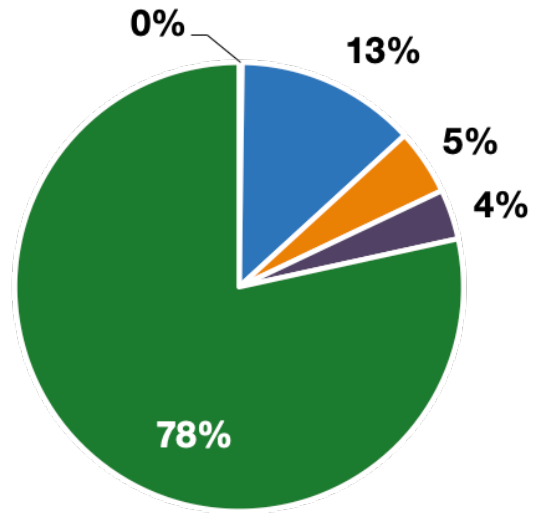
* Sources: National data from the U.S. Bureau of Economic Analysis, state export and jobs data from Trade Partnership Worldwide. "IPEF" includes the participants as of launch on July 1, 2024.
Copyright 2024. The Coalition of Services Industries. All rights reserved.

Ohio's 1st DISTRICT

Services Fuel U.S. Jobs and Growth

Services fuel America's economic growth and jobs, generating more than 77 percent of employment in the United States and 68 percent of GDP. Services are a major component of the manufacturing and agricultural sectors, and they boost the competitiveness of those sectors.

In OH-1, services accounted for 78 percent of all jobs in 2022. The top services sector for employment was educational services, and health care and social assistance, which alone employed 104,200 OH-1 workers.



OH-1 Services Industries Employ **322,400** Workers

OH-1 Jobs by Sector and Services Subsector, 2022

Agriculture, Forestry, & Mining	900
Construction	19,500
Manufacturing	53,400
Public Administration	14,800
Total Services	322,400
<i>Wholesale Trade</i>	6,600
<i>Retail Trade</i>	39,000
<i>Transportation, Warehousing, & Utilities</i>	20,900
<i>Information</i>	6,900
<i>Finance, Insurance, & Real Estate</i>	30,600
<i>Professional, Scientific, & Management</i>	57,200
<i>Education, Health Care, & Social Assistance</i>	104,200
<i>Arts, Entertainment, Accommodation, & Food</i>	40,400
<i>Other Services</i>	16,700