

New York's 17th DISTRICT

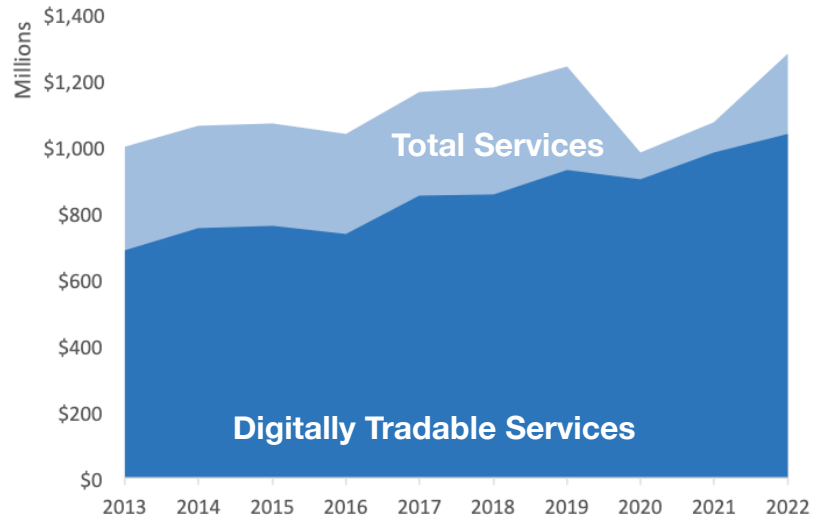
U.S. Services Supply the World

NY-17 has seen a rise in services exports, boosting economic growth and jobs. Services exports have fully recovered from Covid-related declines. In 2022, the U.S. services trade surplus was \$232 billion.

U.S. services industries are the most competitive and innovative in the world. They provide new economic opportunities and contribute to the successful production of manufacturing and agriculture in the United States and abroad.

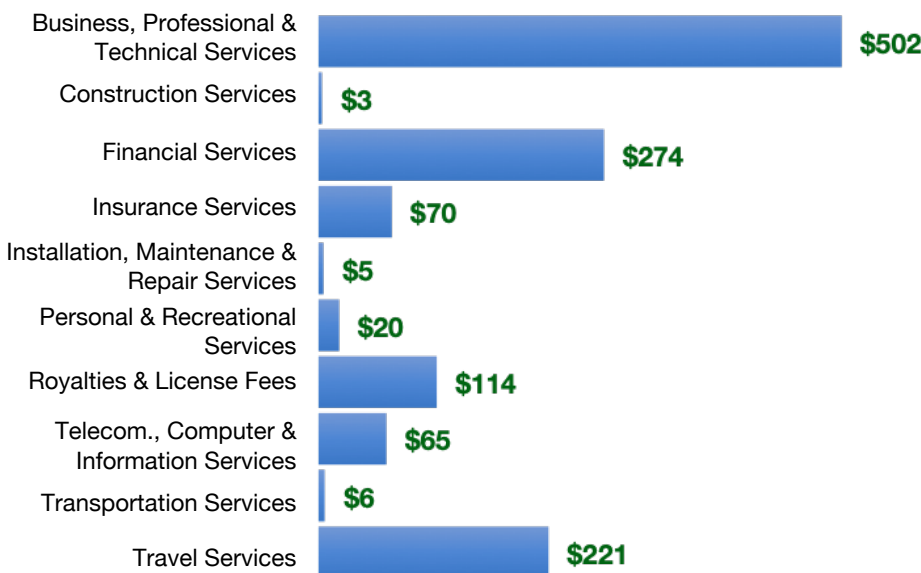
Type	2013	2019	2020	2022
Total Services	\$1,000 M	\$1.2B	\$982M	\$1.3B
Digitally Tradable	\$687M	\$930M	\$900M	\$1.0B

NY-17 Services Exports



NY-17 Services Exports Support **7,440** Jobs, Including **5,170** from Digitally Tradable Services

NY-17 Services Exports by Sector, 2022 (\$ millions)



NY-17 Services Exports to Select Markets, 2022

- To China:** \$40 million in services exports supporting **240 jobs**
- To Canada:** \$121 million in services exports supporting **710 jobs**
- To Mexico:** \$63 million in services exports supporting **480 jobs**

NY-17 Digital Services Exports to Select Markets, 2022

- To EU:** \$312 million in services exports supporting **1,590 jobs**
- To UK:** \$119 million in services exports supporting **550 jobs**
- To Africa:** \$15 million in services exports supporting **80 jobs**
- To IPEF*:** \$177 million in services exports supporting **890 jobs**

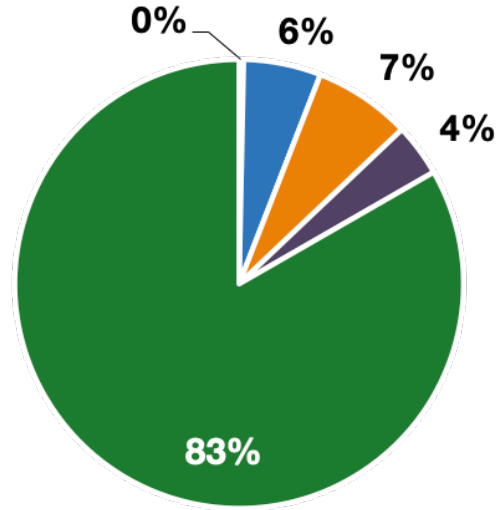
* Sources: National data from the U.S. Bureau of Economic Analysis, state export and jobs data from Trade Partnership Worldwide. "IPEF" includes the participants as of launch on July 1, 2024.
Copyright 2024. The Coalition of Services Industries. All rights reserved.

New York's 17th DISTRICT

Services Fuel U.S. Jobs and Growth

Services fuel America's economic growth and jobs, generating more than 77 percent of employment in the United States and 68 percent of GDP. Services are a major component of the manufacturing and agricultural sectors, and they boost the competitiveness of those sectors.

In NY-17, services accounted for 83 percent of all jobs in 2022. The top services sector for employment was educational services, and health care and social assistance, which alone employed 110,600 NY-17 workers.



■ Services
 ■ Agriculture
 ■ Manufacturing
 ■ Construction
 ■ Public Administration

NY-17 Services Industries Employ **303,900** Workers

NY-17 Jobs by Sector and Services Subsector, 2022

Agriculture, Forestry, & Mining	1,200
Construction	25,600
Manufacturing	20,400
Public Administration	13,800
Total Services	303,900
<i>Wholesale Trade</i>	9,600
<i>Retail Trade</i>	33,300
<i>Transportation, Warehousing, & Utilities</i>	13,700
<i>Information</i>	10,400
<i>Finance, Insurance, & Real Estate</i>	29,600
<i>Professional, Scientific, & Management</i>	55,300
<i>Education, Health Care, & Social Assistance</i>	110,600
<i>Arts, Entertainment, Accommodation, & Food</i>	25,000
<i>Other Services</i>	16,400