

New York's 1st DISTRICT

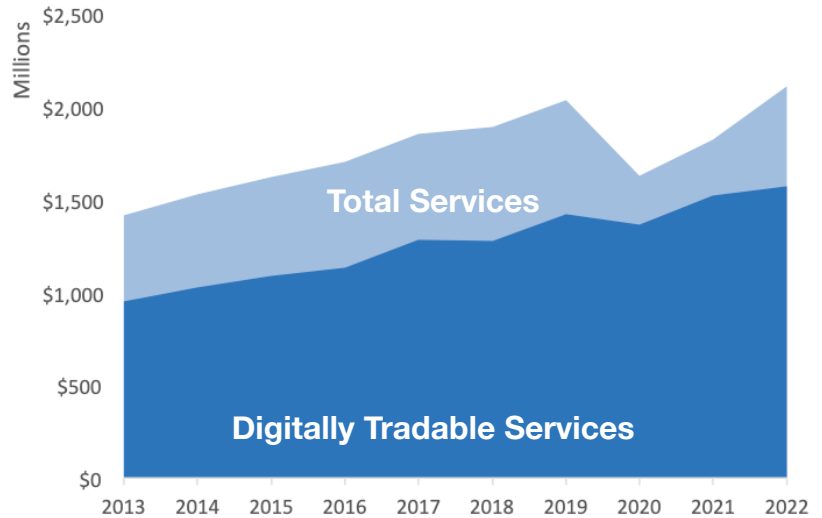
U.S. Services Supply the World

NY-1 has seen a rise in services exports, boosting economic growth and jobs. Services exports have fully recovered from Covid-related declines. In 2022, the U.S. services trade surplus was \$232 billion.

U.S. services industries are the most competitive and innovative in the world. They provide new economic opportunities and contribute to the successful production of manufacturing and agriculture in the United States and abroad.

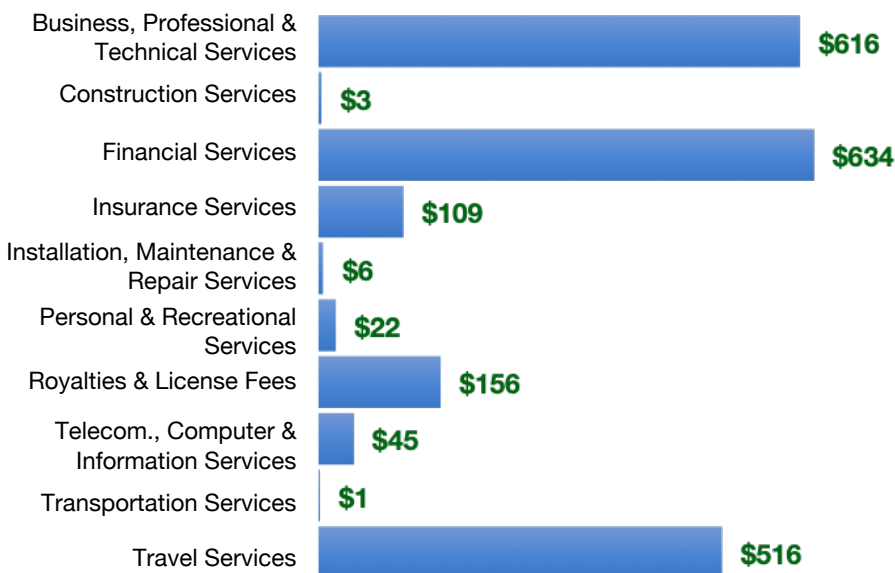
Type	2013	2019	2020	2022
Total Services	\$1.4B	\$2.0B	\$1.6B	\$2.1B
Digitally Tradable	\$949M	\$1.4B	\$1.4B	\$1.6B

NY-1 Services Exports



NY-1 Services Exports Support **12,390** Jobs,
Including **7,370** from Digitally Tradable Services

NY-1 Services Exports by Sector, 2022 (\$ millions)



NY-1 Services Exports to Select Markets, 2022

- To China:** \$117 million in services exports supporting **810 jobs**
- To Canada:** \$164 million in services exports supporting **1,010 jobs**
- To Mexico:** \$102 million in services exports supporting **770 jobs**

NY-1 Digital Services Exports to Select Markets, 2022

- To EU:** \$463 million in services exports supporting **2,220 jobs**
- To UK:** \$185 million in services exports supporting **810 jobs**
- To Africa:** \$29 million in services exports supporting **140 jobs**
- To IPEF*:** \$286 million in services exports supporting **1,330 jobs**

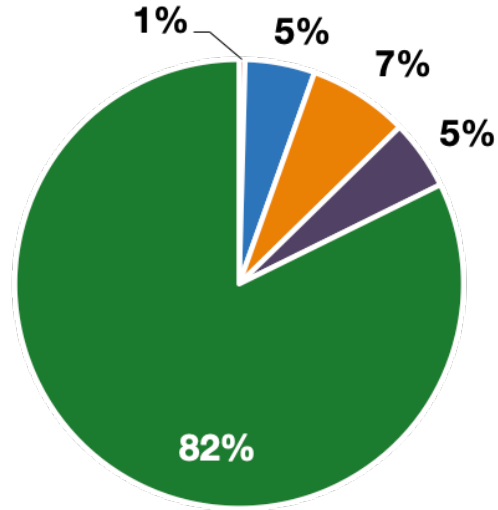
* Sources: National data from the U.S. Bureau of Economic Analysis, state export and jobs data from Trade Partnership Worldwide. "IPEF" includes the participants as of launch on July 1, 2024.
Copyright 2024. The Coalition of Services Industries. All rights reserved.

New York's 1st DISTRICT

Services Fuel U.S. Jobs and Growth

Services fuel America's economic growth and jobs, generating more than 77 percent of employment in the United States and 68 percent of GDP. Services are a major component of the manufacturing and agricultural sectors, and they boost the competitiveness of those sectors.

In NY-1, services accounted for 82 percent of all jobs in 2022. The top services sector for employment was educational services, and health care and social assistance, which alone employed 113,000 NY-1 workers.



NY-1 Services Industries Employ **327,100** Workers

NY-1 Jobs by Sector and Services Subsector, 2022

Agriculture, Forestry, & Mining	1,700
Construction	28,700
Manufacturing	20,000
Public Administration	20,000
Total Services	327,100
<i>Wholesale Trade</i>	8,300
<i>Retail Trade</i>	42,600
<i>Transportation, Warehousing, & Utilities</i>	18,900
<i>Information</i>	10,000
<i>Finance, Insurance, & Real Estate</i>	31,800
<i>Professional, Scientific, & Management</i>	52,900
<i>Education, Health Care, & Social Assistance</i>	113,000
<i>Arts, Entertainment, Accommodation, & Food</i>	32,200
<i>Other Services</i>	17,300