

Nevada's 1st DISTRICT

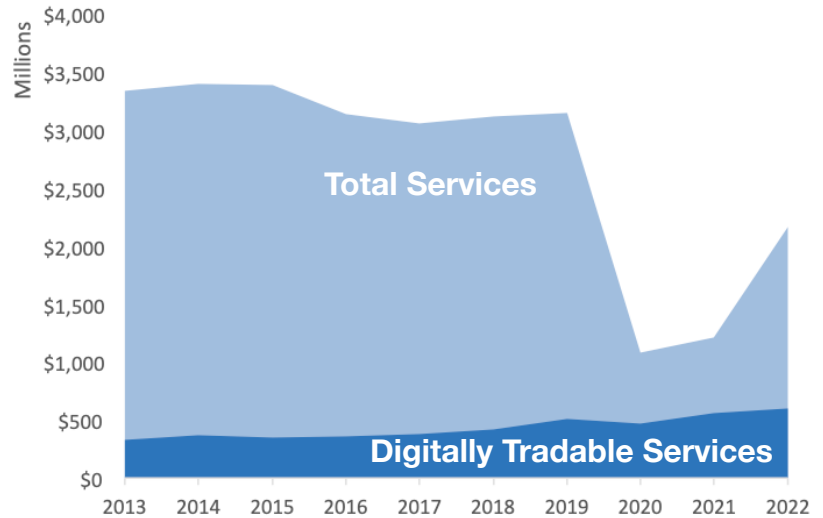
U.S. Services Supply the World

NV-1 has seen a rise in services exports, boosting economic growth and jobs, though services exports are recovering from Covid-related declines. In 2022, the U.S. services trade surplus was \$232 billion.

U.S. services industries are the most competitive and innovative in the world. They provide new economic opportunities and contribute to the successful production of manufacturing and agriculture in the United States and abroad.

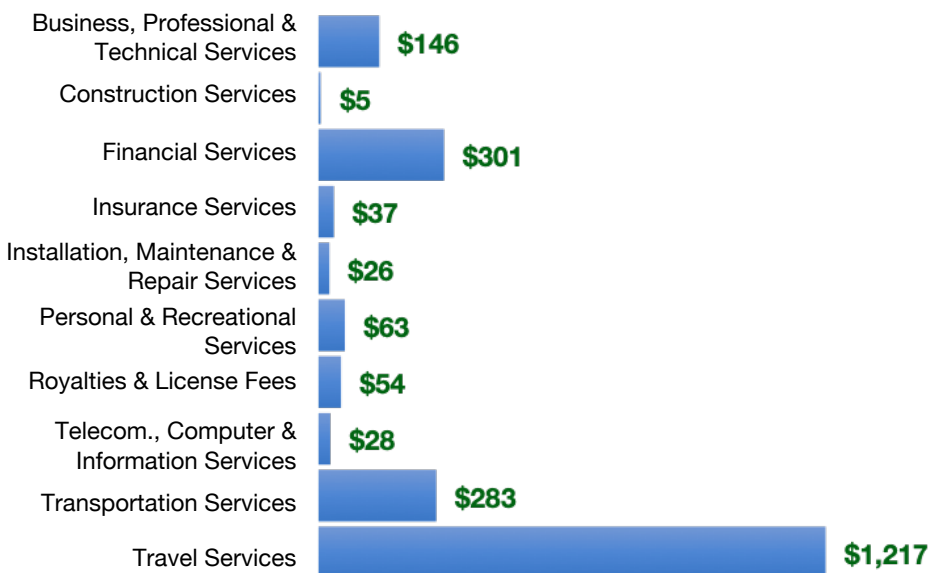
Type	2013	2019	2020	2022
Total Services	\$3.3B	\$3.1B	\$1.1B	\$2.2B
Digitally Tradable	\$331M	\$507M	\$474M	\$597M

NV-1 Services Exports



NV-1 Services Exports Support **16,770** Jobs, Including **3,110** from Digitally Tradable Services

NV-1 Services Exports by Sector, 2022 (\$ millions)



NV-1 Services Exports to Select Markets, 2022

- To China:** \$70 million in services exports supporting **560 jobs**
- To Canada:** \$215 million in services exports supporting **1,780 jobs**
- To Mexico:** \$228 million in services exports supporting **2,000 jobs**

NV-1 Digital Services Exports to Select Markets, 2022

- To EU:** \$121 million in services exports supporting **600 jobs**
- To UK:** \$61 million in services exports supporting **290 jobs**
- To Africa:** \$19 million in services exports supporting **110 jobs**
- To IPEF*:** \$125 million in services exports supporting **670 jobs**

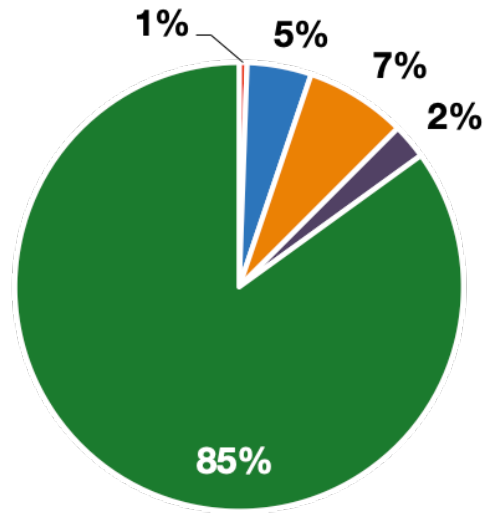
* Sources: National data from the U.S. Bureau of Economic Analysis, state export and jobs data from Trade Partnership Worldwide. "IPEF" includes the participants as of launch on July 1, 2024.
Copyright 2024. The Coalition of Services Industries. All rights reserved.

Nevada's 1st DISTRICT

Services Fuel U.S. Jobs and Growth

Services fuel America's economic growth and jobs, generating more than 77 percent of employment in the United States and 68 percent of GDP. Services are a major component of the manufacturing and agricultural sectors, and they boost the competitiveness of those sectors.

In NV-1, services accounted for 85 percent of all jobs in 2022. The top services sector for employment was arts, entertainment, and recreation, and accommodation and food services, which alone employed 89,800 NV-1 workers.



■ Services
 ■ Agriculture
 ■ Manufacturing
 ■ Construction
 ■ Public Administration

NV-1 Services Industries Employ **309,600** Workers

NV-1 Jobs by Sector and Services Subsector, 2022

Agriculture, Forestry, & Mining	2,100
Construction	26,600
Manufacturing	16,900
Public Administration	9,200
Total Services	309,600
<i>Wholesale Trade</i>	5,600
<i>Retail Trade</i>	40,100
<i>Transportation, Warehousing, & Utilities</i>	26,600
<i>Information</i>	6,600
<i>Finance, Insurance, & Real Estate</i>	20,900
<i>Professional, Scientific, & Management</i>	45,400
<i>Education, Health Care, & Social Assistance</i>	54,900
<i>Arts, Entertainment, Accommodation, & Food</i>	89,800
<i>Other Services</i>	19,800