

New Jersey's 6th DISTRICT

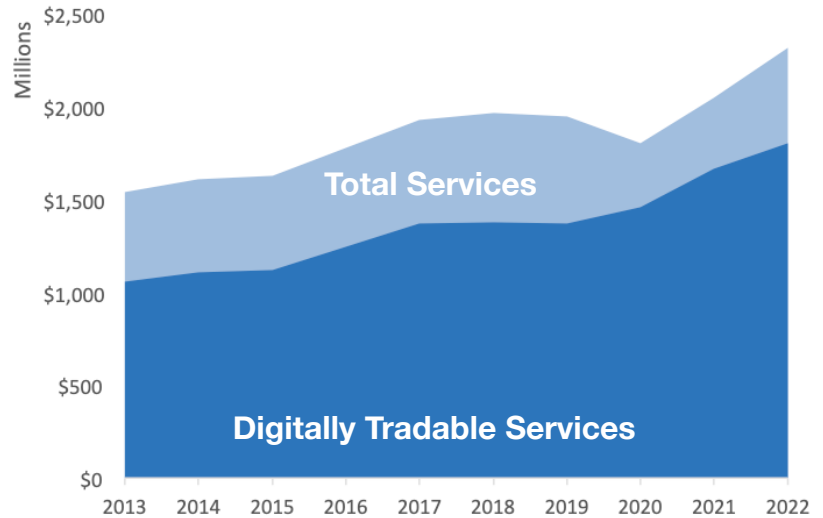
U.S. Services Supply the World

NJ-6 has seen a rise in services exports, boosting economic growth and jobs. Services exports have fully recovered from Covid-related declines. In 2022, the U.S. services trade surplus was \$232 billion.

U.S. services industries are the most competitive and innovative in the world. They provide new economic opportunities and contribute to the successful production of manufacturing and agriculture in the United States and abroad.

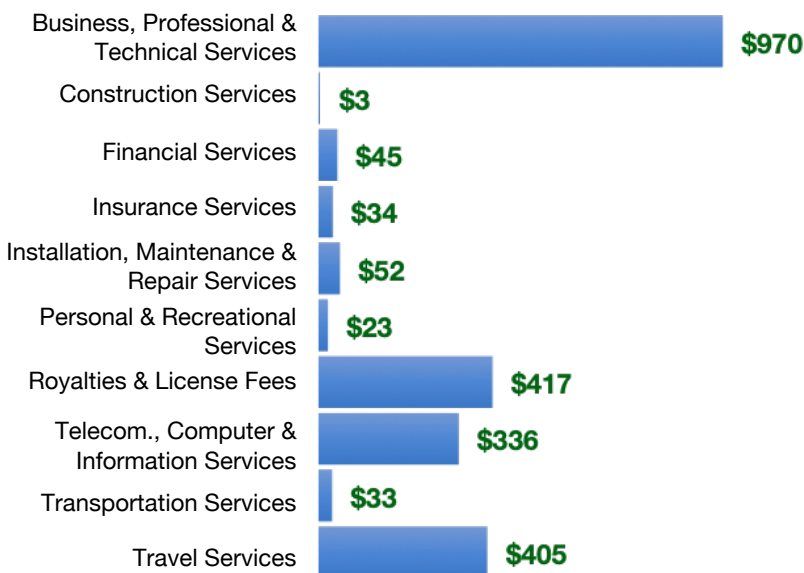
Type	2013	2019	2020	2022
Total Services	\$1.5B	\$1.9B	\$1.8B	\$2.3B
Digitally Tradable	\$1.1B	\$1.4B	\$1.5B	\$1.8B

NJ-6 Services Exports



NJ-6 Services Exports Support **14,180** Jobs, Including **9,500** from Digitally Tradable Services

NJ-6 Services Exports by Sector, 2022 (\$ millions)



NJ-6 Services Exports to Select Markets, 2022

- To China:** \$162 million in services exports supporting 1,300 jobs
- To Canada:** \$166 million in services exports supporting 1,030 jobs
- To Mexico:** \$81 million in services exports supporting 570 jobs

NJ-6 Digital Services Exports to Select Markets, 2022

- To EU:** \$609 million in services exports supporting 3,110 jobs
- To UK:** \$131 million in services exports supporting 740 jobs
- To Africa:** \$22 million in services exports supporting 130 jobs
- To IPEF*:** \$348 million in services exports supporting 1,830 jobs

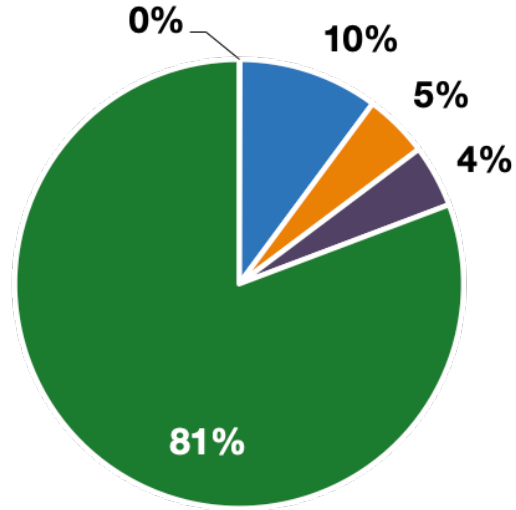
* Sources: National data from the U.S. Bureau of Economic Analysis, state export and jobs data from Trade Partnership Worldwide. "IPEF" includes the participants as of launch on July 1, 2024.
Copyright 2024. The Coalition of Services Industries. All rights reserved.

New Jersey's 6th DISTRICT

Services Fuel U.S. Jobs and Growth

Services fuel America's economic growth and jobs, generating more than 77 percent of employment in the United States and 68 percent of GDP. Services are a major component of the manufacturing and agricultural sectors, and they boost the competitiveness of those sectors.

In NJ-6, services accounted for 81 percent of all jobs in 2022. The top services sector for employment was educational services, and health care and social assistance, which alone employed 94,400 NJ-6 workers.



■ Services
 ■ Agriculture
 ■ Manufacturing
 ■ Construction
 ■ Public Administration

NJ-6 Services Industries Employ **331,300** Workers

NJ-6 Jobs by Sector and Services Subsector, 2022

Agriculture, Forestry, & Mining	300
Construction	18,900
Manufacturing	41,400
Public Administration	18,500
Total Services	331,300
<i>Wholesale Trade</i>	12,100
<i>Retail Trade</i>	48,200
<i>Transportation, Warehousing, & Utilities</i>	32,100
<i>Information</i>	9,700
<i>Finance, Insurance, & Real Estate</i>	32,800
<i>Professional, Scientific, & Management</i>	61,000
<i>Education, Health Care, & Social Assistance</i>	94,400
<i>Arts, Entertainment, Accommodation, & Food</i>	25,500
<i>Other Services</i>	15,600