

Nebraska's 2nd DISTRICT

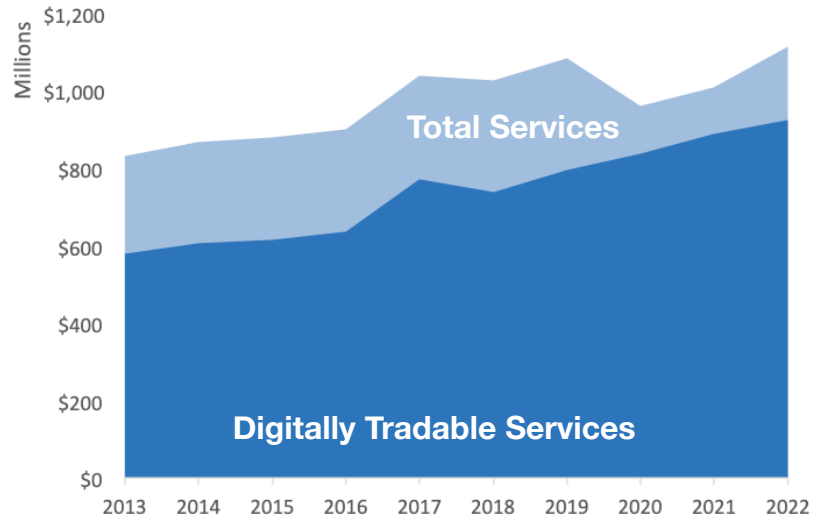
U.S. Services Supply the World

NE-2 has seen a rise in services exports, boosting economic growth and jobs. Services exports have fully recovered from Covid-related declines. In 2022, the U.S. services trade surplus was \$232 billion.

U.S. services industries are the most competitive and innovative in the world. They provide new economic opportunities and contribute to the successful production of manufacturing and agriculture in the United States and abroad.

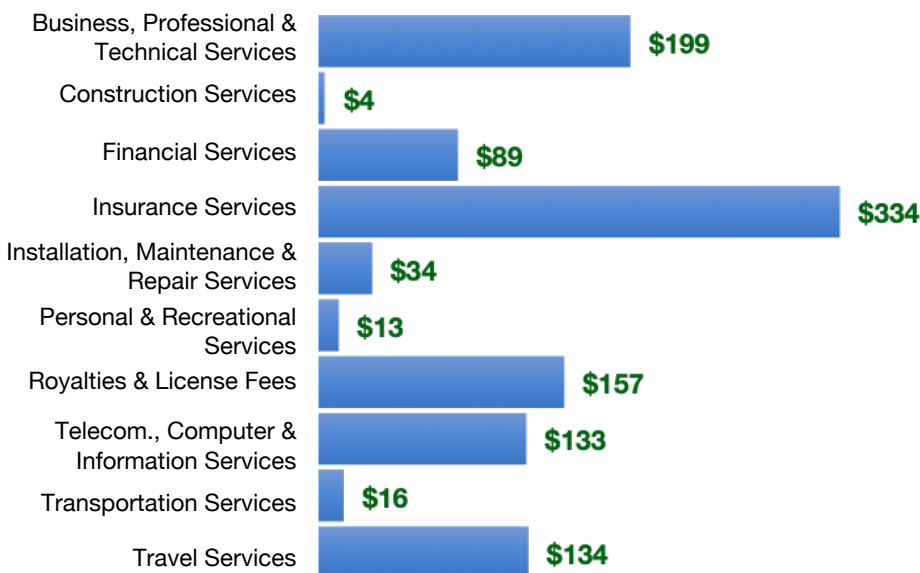
Type	2013	2019	2020	2022
Total Services	\$832M	\$1.1B	\$961M	\$1.1B
Digitally Tradable	\$581M	\$795M	\$839M	\$924M

NE-2 Services Exports



NE-2 Services Exports Support **5,980** Jobs,
Including **4,380** from Digitally Tradable Services

NE-2 Services Exports by Sector, 2022 (\$ millions)



NE-2 Services Exports to Select Markets, 2022

- To China:** \$46 million in services exports supporting **280 jobs**
- To Canada:** \$101 million in services exports supporting **550 jobs**
- To Mexico:** \$46 million in services exports supporting **300 jobs**

NE-2 Digital Services Exports to Select Markets, 2022

- To EU:** \$209 million in services exports supporting **970 jobs**
- To UK:** \$127 million in services exports supporting **600 jobs**
- To Africa:** \$11 million in services exports supporting **60 jobs**
- To IPEF*:** \$196 million in services exports supporting **940 jobs**

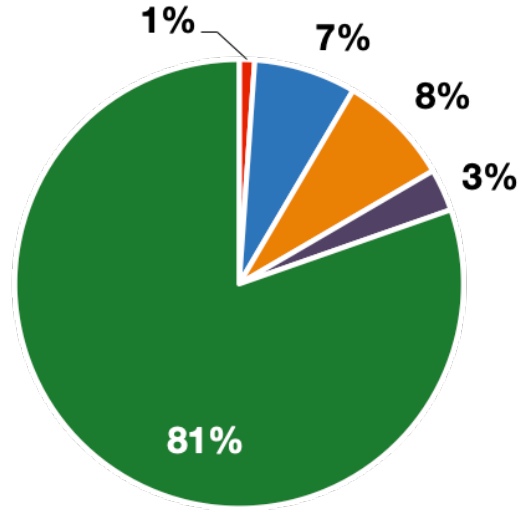
* Sources: National data from the U.S. Bureau of Economic Analysis, state export and jobs data from Trade Partnership Worldwide. "IPEF" includes the participants as of launch on July 1, 2024.

Nebraska's 2nd DISTRICT

Services Fuel U.S. Jobs and Growth

Services fuel America's economic growth and jobs, generating more than 77 percent of employment in the United States and 68 percent of GDP. Services are a major component of the manufacturing and agricultural sectors, and they boost the competitiveness of those sectors.

In NE-2, services accounted for 80 percent of all jobs in 2022. The top services sector for employment was educational services, and health care and social assistance, which alone employed 83,800 NE-2 workers.



NE-2 Services Industries Employ **280,600** Workers

NE-2 Jobs by Sector and Services Subsector, 2022

Agriculture, Forestry, & Mining	3,900
Construction	28,400
Manufacturing	25,700
Public Administration	10,600
Total Services	280,600
<i>Wholesale Trade</i>	7,100
<i>Retail Trade</i>	37,900
<i>Transportation, Warehousing, & Utilities</i>	20,400
<i>Information</i>	6,000
<i>Finance, Insurance, & Real Estate</i>	34,200
<i>Professional, Scientific, & Management</i>	49,800
<i>Education, Health Care, & Social Assistance</i>	83,800
<i>Arts, Entertainment, Accommodation, & Food</i>	27,100
<i>Other Services</i>	14,300