

Nebraska's 1st DISTRICT

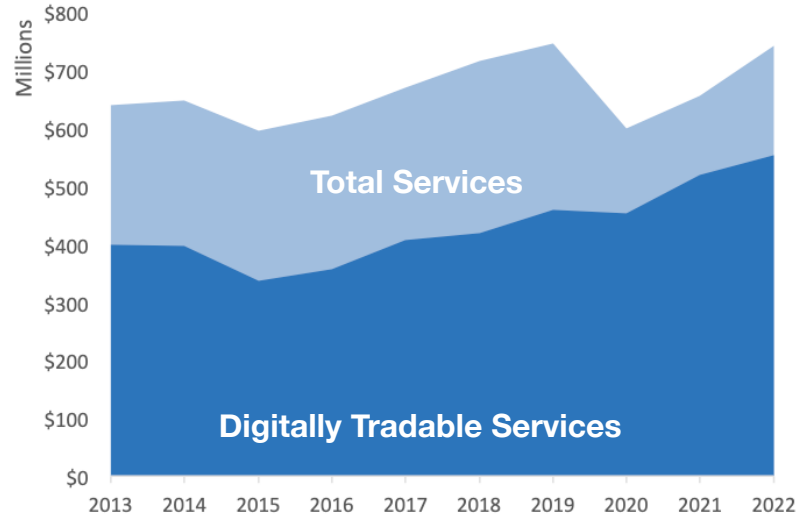
U.S. Services Supply the World

NE-1 has seen a rise in services exports, boosting economic growth and jobs. Services exports have nearly recovered from Covid-related declines. In 2022, the U.S. services trade surplus was \$232 billion.

U.S. services industries are the most competitive and innovative in the world. They provide new economic opportunities and contribute to the successful production of manufacturing and agriculture in the United States and abroad.

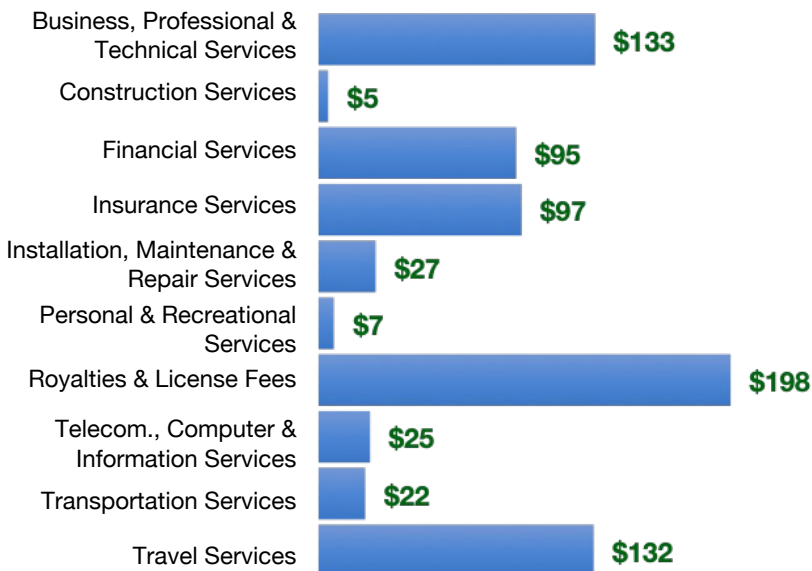
Type	2013	2019	2020	2022
Total Services	\$639M	\$744M	\$600M	\$741M
Digitally Tradable	\$398M	\$458M	\$453M	\$552M

NE-1 Services Exports



NE-1 Services Exports Support **4,000** Jobs,
Including **2,460** from Digitally Tradable Services

NE-1 Services Exports by Sector, 2022 (\$ millions)



NE-1 Services Exports to Select Markets, 2022

- To China:** \$48 million in services exports supporting **300 jobs**
- To Canada:** \$55 million in services exports supporting **310 jobs**
- To Mexico:** \$31 million in services exports supporting **210 jobs**

NE-1 Digital Services Exports to Select Markets, 2022

- To EU:** \$156 million in services exports supporting **670 jobs**
- To UK:** \$58 million in services exports supporting **260 jobs**
- To Africa:** \$6.1 million in services exports supporting **30 jobs**
- To IPEF*:** \$103 million in services exports supporting **480 jobs**

* Sources: National data from the U.S. Bureau of Economic Analysis, state export and jobs data from Trade Partnership Worldwide. "IPEF" includes the participants as of launch on July 1, 2024.

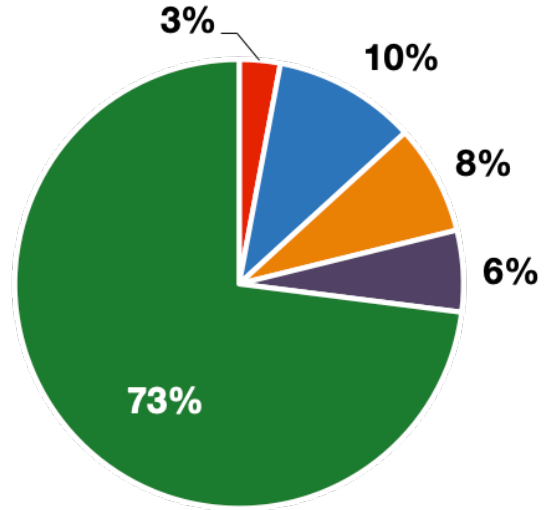
Copyright 2024. The Coalition of Services Industries. All rights reserved.

Nebraska's 1st DISTRICT

Services Fuel U.S. Jobs and Growth

Services fuel America's economic growth and jobs, generating more than 77 percent of employment in the United States and 68 percent of GDP. Services are a major component of the manufacturing and agricultural sectors, and they boost the competitiveness of those sectors.

In NE-1, services accounted for 73 percent of all jobs in 2022. The top services sector for employment was educational services, and health care and social assistance, which alone employed 82,900 NE-1 workers.



■ Services
 ■ Agriculture
 ■ Manufacturing
 ■ Construction
 ■ Public Administration

NE-1 Services Industries Employ **254,600** Workers

NE-1 Jobs by Sector and Services Subsector, 2022

Agriculture, Forestry, & Mining	10,300
Construction	27,600
Manufacturing	35,800
Public Administration	20,500
Total Services	254,600
<i>Wholesale Trade</i>	7,900
<i>Retail Trade</i>	40,300
<i>Transportation, Warehousing, & Utilities</i>	18,400
<i>Information</i>	4,300
<i>Finance, Insurance, & Real Estate</i>	29,400
<i>Professional, Scientific, & Management</i>	32,100
<i>Education, Health Care, & Social Assistance</i>	82,900
<i>Arts, Entertainment, Accommodation, & Food</i>	23,700
<i>Other Services</i>	15,600