

North Carolina's 11th DISTRICT

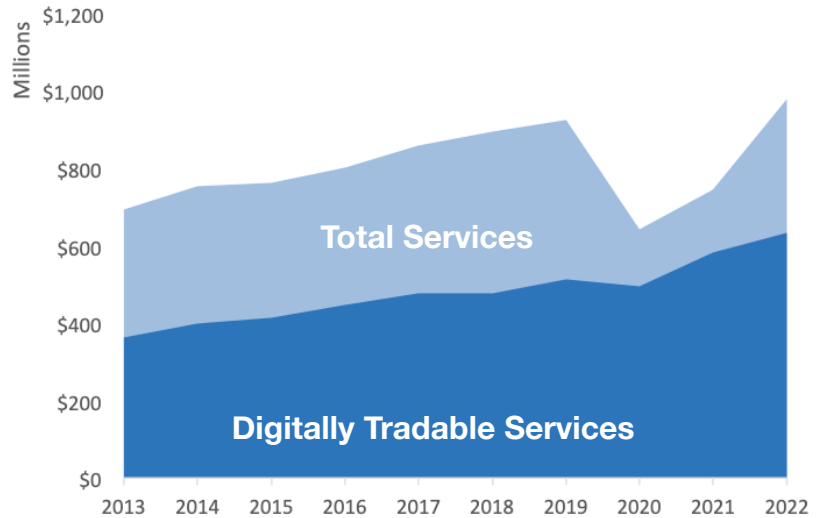
U.S. Services Supply the World

NC-11 has seen a rise in services exports, boosting economic growth and jobs. Services exports have fully recovered from Covid-related declines. In 2022, the U.S. services trade surplus was \$232 billion.

U.S. services industries are the most competitive and innovative in the world. They provide new economic opportunities and contribute to the successful production of manufacturing and agriculture in the United States and abroad.

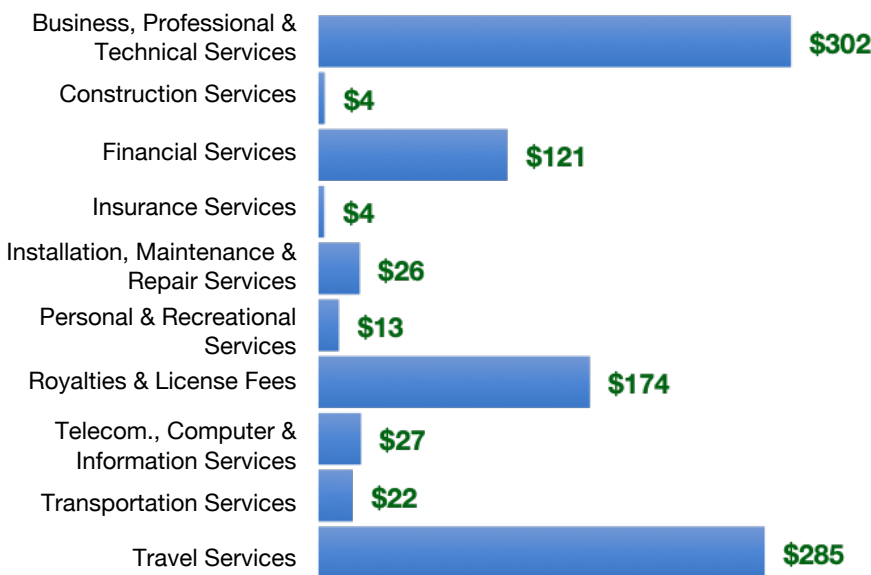
Type	2013	2019	2020	2022
Total Services	\$693M	\$926M	\$641M	\$978M
Digitally Tradable	\$363M	\$513M	\$496M	\$635M

NC-11 Services Exports



NC-11 Services Exports Support **6,360** Jobs, Including **3,220** from Digitally Tradable Services

NC-11 Services Exports by Sector, 2022 (\$ millions)



NC-11 Services Exports to Select Markets, 2022

- To China:** \$35 million in services exports supporting **220 jobs**
- To Canada:** \$81 million in services exports supporting **580 jobs**
- To Mexico:** \$65 million in services exports supporting **540 jobs**

NC-11 Digital Services Exports to Select Markets, 2022

- To EU:** \$211 million in services exports supporting **1,070 jobs**
- To UK:** \$54 million in services exports supporting **270 jobs**
- To Africa:** \$9.1 million in services exports supporting **50 jobs**
- To IPEF*:** \$106 million in services exports supporting **550 jobs**

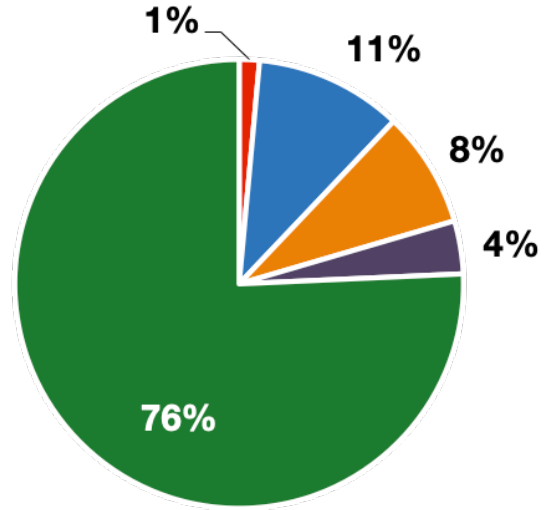
* Sources: National data from the U.S. Bureau of Economic Analysis, state export and jobs data from Trade Partnership Worldwide. "IPEF" includes the participants as of launch on July 1, 2024.
Copyright 2024. The Coalition of Services Industries. All rights reserved.

North Carolina's 11th DISTRICT

Services Fuel U.S. Jobs and Growth

Services fuel America's economic growth and jobs, generating more than 77 percent of employment in the United States and 68 percent of GDP. Services are a major component of the manufacturing and agricultural sectors, and they boost the competitiveness of those sectors.

In NC-11, services accounted for 76 percent of all jobs in 2022. The top services sector for employment was educational services, and health care and social assistance, which alone employed 81,900 NC-11 workers.



■ Services
 ■ Agriculture
 ■ Manufacturing
 ■ Construction
 ■ Public Administration

NC-11 Services Industries Employ **260,700** Workers

NC-11 Jobs by Sector and Services Subsector, 2022

Agriculture, Forestry, & Mining	5,000
Construction	28,800
Manufacturing	36,600
Public Administration	13,100
Total Services	260,700
<i>Wholesale Trade</i>	5,000
<i>Retail Trade</i>	40,300
<i>Transportation, Warehousing, & Utilities</i>	13,000
<i>Information</i>	5,000
<i>Finance, Insurance, & Real Estate</i>	20,500
<i>Professional, Scientific, & Management</i>	36,800
<i>Education, Health Care, & Social Assistance</i>	81,900
<i>Arts, Entertainment, Accommodation, & Food</i>	38,600
<i>Other Services</i>	19,600