

Montana's 2nd DISTRICT

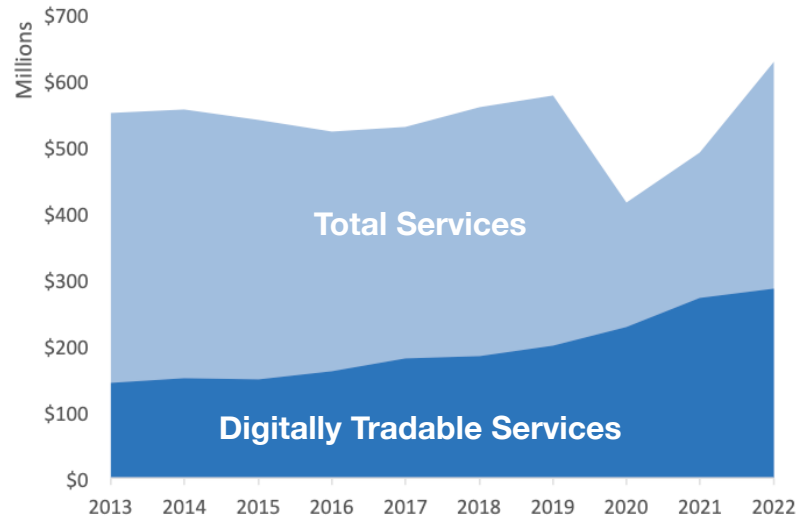
U.S. Services Supply the World

MT-2 has seen a rise in services exports, boosting economic growth and jobs. Services exports have fully recovered from Covid-related declines. In 2022, the U.S. services trade surplus was \$232 billion.

U.S. services industries are the most competitive and innovative in the world. They provide new economic opportunities and contribute to the successful production of manufacturing and agriculture in the United States and abroad.

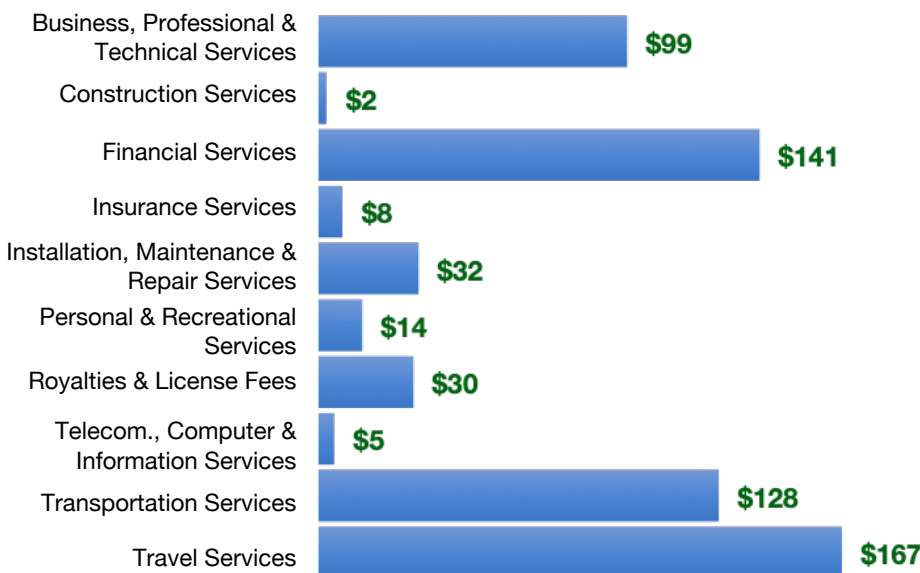
Type	2013	2019	2020	2022
Total Services	\$551M	\$576M	\$415M	\$627M
Digitally Tradable	\$144M	\$199M	\$228M	\$286M

MT-2 Services Exports



MT-2 Services Exports Support **3,880** Jobs,
Including **1,430** from Digitally Tradable Services

MT-2 Services Exports by Sector, 2022 (\$ millions)



MT-2 Services Exports to Select Markets, 2022

- To China:** \$20 million in services exports supporting **130 jobs**
- To Canada:** \$148 million in services exports supporting **720 jobs**
- To Mexico:** \$41 million in services exports supporting **320 jobs**

MT-2 Digital Services Exports to Select Markets, 2022

- To EU:** \$70 million in services exports supporting **350 jobs**
- To UK:** \$42 million in services exports supporting **180 jobs**
- To Africa:** \$5.0 million in services exports supporting **30 jobs**
- To IPEF*:** \$44 million in services exports supporting **240 jobs**

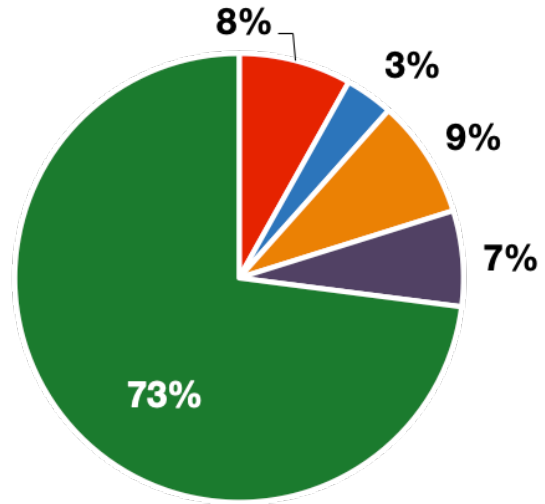
* Sources: National data from the U.S. Bureau of Economic Analysis, state export and jobs data from Trade Partnership Worldwide. "IPEF" includes the participants as of launch on July 1, 2024.

Montana's 2nd DISTRICT

Services Fuel U.S. Jobs and Growth

Services fuel America's economic growth and jobs, generating more than 77 percent of employment in the United States and 68 percent of GDP. Services are a major component of the manufacturing and agricultural sectors, and they boost the competitiveness of those sectors.

In MT-2, services accounted for 73 percent of all jobs in 2022. The top services sector for employment was educational services, and health care and social assistance, which alone employed 61,700 MT-2 workers.



■ Services
 ■ Agriculture
 ■ Manufacturing
 ■ Construction
 ■ Public Administration

MT-2 Services Industries Employ **198,100** Workers

MT-2 Jobs by Sector and Services Subsector, 2022

Agriculture, Forestry, & Mining	22,100
Construction	23,300
Manufacturing	9,400
Public Administration	18,700
Total Services	198,100
<i>Wholesale Trade</i>	7,500
<i>Retail Trade</i>	32,500
<i>Transportation, Warehousing, & Utilities</i>	17,100
<i>Information</i>	4,100
<i>Finance, Insurance, & Real Estate</i>	15,300
<i>Professional, Scientific, & Management</i>	23,200
<i>Education, Health Care, & Social Assistance</i>	61,700
<i>Arts, Entertainment, Accommodation, & Food</i>	23,800
<i>Other Services</i>	13,000