

Montana's 1st DISTRICT

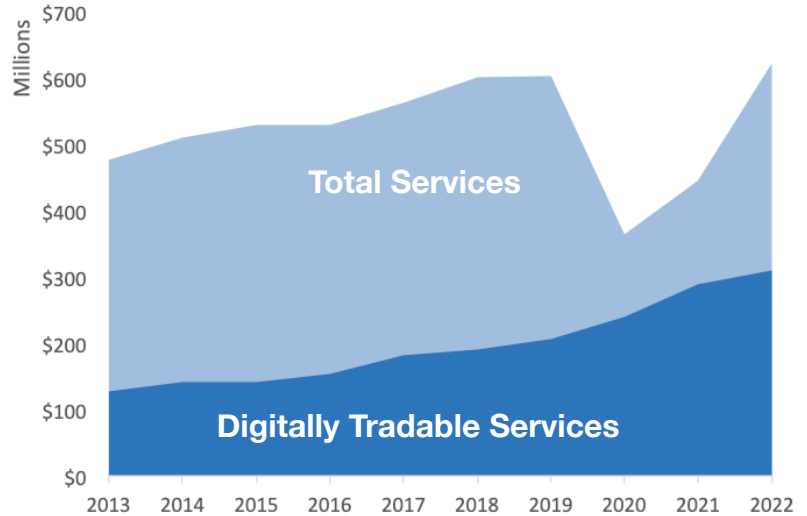
U.S. Services Supply the World

MT-1 has seen a rise in services exports, boosting economic growth and jobs. Services exports have fully recovered from Covid-related declines. In 2022, the U.S. services trade surplus was \$232 billion.

U.S. services industries are the most competitive and innovative in the world. They provide new economic opportunities and contribute to the successful production of manufacturing and agriculture in the United States and abroad.

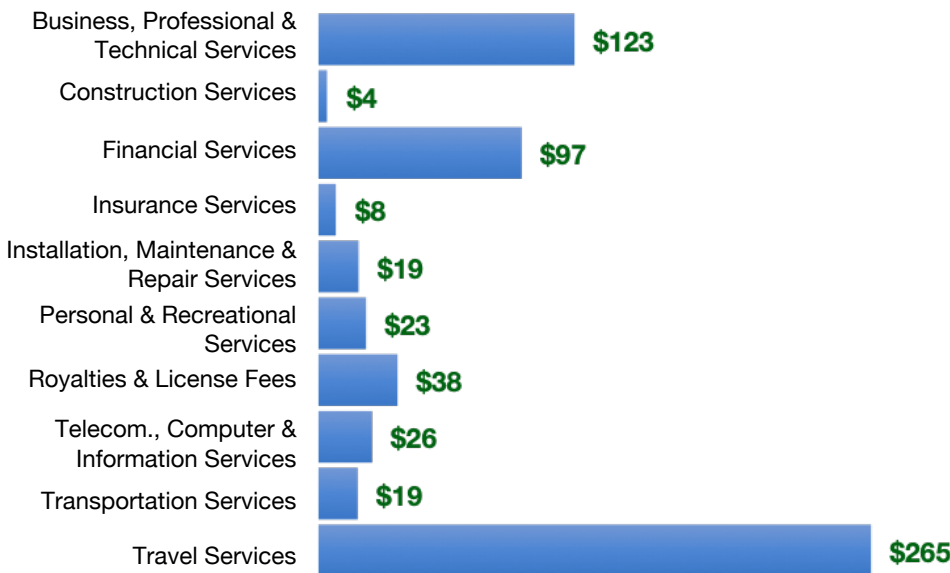
Type	2013	2019	2020	2022
Total Services	\$477M	\$603M	\$364M	\$622M
Digitally Tradable	\$128M	\$206M	\$240M	\$309M

MT-1 Services Exports



MT-1 Services Exports Support **4,580** Jobs,
Including **1,730** from Digitally Tradable Services

MT-1 Services Exports by Sector, 2022 (\$ millions)



MT-1 Services Exports to Select Markets, 2022

- To China:** \$31 million in services exports supporting **250 jobs**
- To Canada:** \$69 million in services exports supporting **490 jobs**
- To Mexico:** \$51 million in services exports supporting **430 jobs**

MT-1 Digital Services Exports to Select Markets, 2022

- To EU:** \$80 million in services exports supporting **440 jobs**
- To UK:** \$39 million in services exports supporting **190 jobs**
- To Africa:** \$5.6 million in services exports supporting **40 jobs**
- To IPEF*:** \$52 million in services exports supporting **310 jobs**

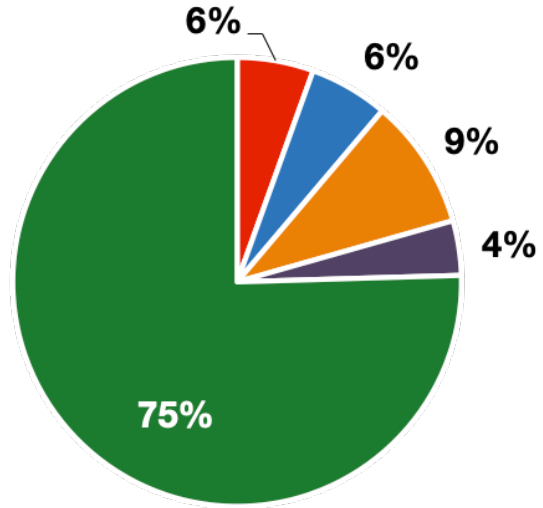
* Sources: National data from the U.S. Bureau of Economic Analysis, state export and jobs data from Trade Partnership Worldwide. "IPEF" includes the participants as of launch on July 1, 2024.

Montana's 1st DISTRICT

Services Fuel U.S. Jobs and Growth

Services fuel America's economic growth and jobs, generating more than 77 percent of employment in the United States and 68 percent of GDP. Services are a major component of the manufacturing and agricultural sectors, and they boost the competitiveness of those sectors.

In MT-1, services accounted for 75 percent of all jobs in 2022. The top services sector for employment was educational services, and health care and social assistance, which alone employed 62,600 MT-1 workers.



■ Services
 ■ Agriculture
 ■ Manufacturing
 ■ Construction
 ■ Public Administration

MT-1 Services Industries Employ **217,400** Workers

MT-1 Jobs by Sector and Services Subsector, 2022

Agriculture, Forestry, & Mining	15,800
Construction	27,100
Manufacturing	16,400
Public Administration	11,300
Total Services	217,400
<i>Wholesale Trade</i>	7,800
<i>Retail Trade</i>	33,400
<i>Transportation, Warehousing, & Utilities</i>	12,200
<i>Information</i>	4,900
<i>Finance, Insurance, & Real Estate</i>	18,100
<i>Professional, Scientific, & Management</i>	30,100
<i>Education, Health Care, & Social Assistance</i>	62,600
<i>Arts, Entertainment, Accommodation, & Food</i>	33,200
<i>Other Services</i>	15,000