

Mississippi's 3rd DISTRICT

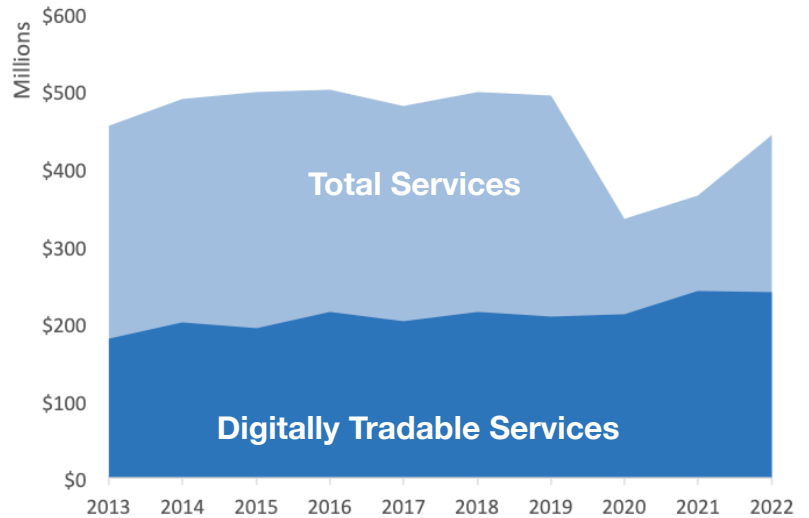
U.S. Services Supply the World

MS-3 has seen a rise in services exports, boosting economic growth and jobs. Services exports have nearly recovered from Covid-related declines. In 2022, the U.S. services trade surplus was \$232 billion.

U.S. services industries are the most competitive and innovative in the world. They provide new economic opportunities and contribute to the successful production of manufacturing and agriculture in the United States and abroad.

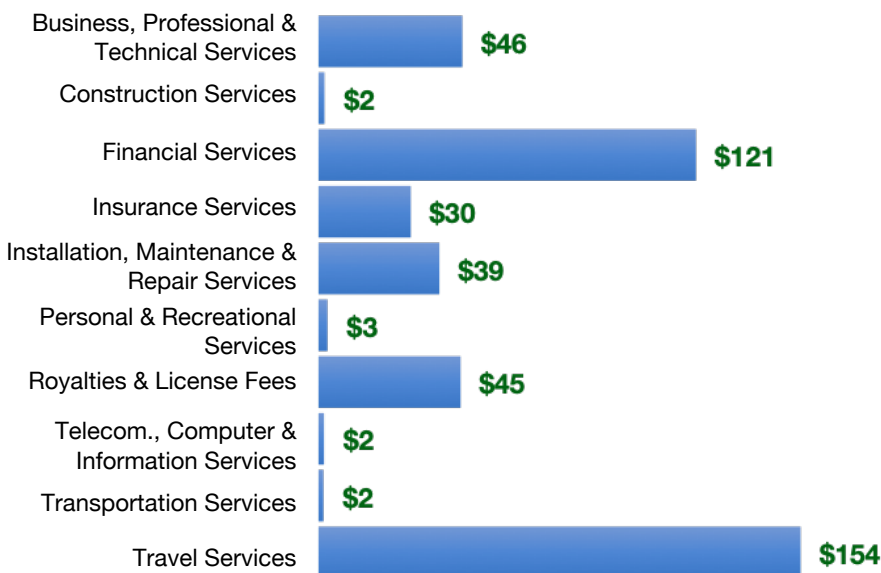
| Type | 2013 | 2019 | 2020 | 2022 |
|--------------------|--------|--------|--------|--------|
| Total Services | \$455M | \$495M | \$334M | \$443M |
| Digitally Tradable | \$181M | \$208M | \$212M | \$239M |

MS-3 Services Exports



MS-3 Services Exports Support 2,900 Jobs, Including 1,050 from Digitally Tradable Services

MS-3 Services Exports by Sector, 2022 (\$ millions)



MS-3 Services Exports to Select Markets, 2022

- To China:** \$23 million in services exports supporting 160 jobs
- To Canada:** \$41 million in services exports supporting 280 jobs
- To Mexico:** \$32 million in services exports supporting 260 jobs

MS-3 Digital Services Exports to Select Markets, 2022

- To EU:** \$51 million in services exports supporting 220 jobs
- To UK:** \$34 million in services exports supporting 140 jobs
- To Africa:** \$3.9 million in services exports supporting 20 jobs
- To IPEF*:** \$43 million in services exports supporting 210 jobs

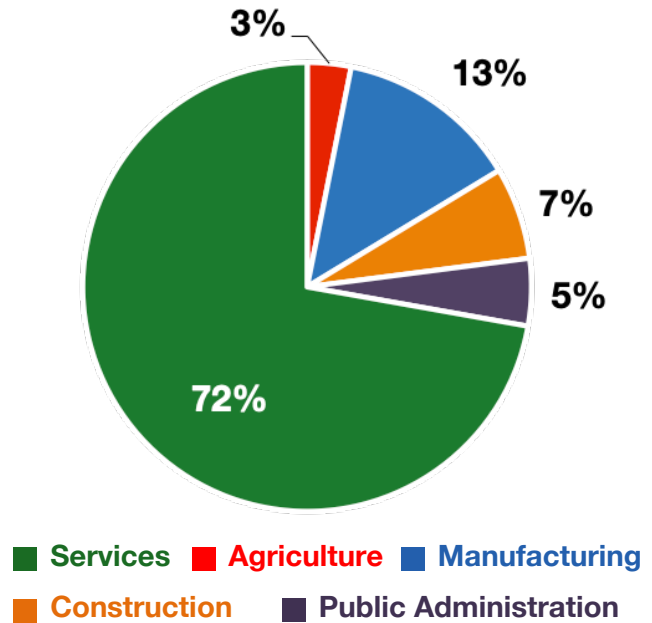
* Sources: National data from the U.S. Bureau of Economic Analysis, state export and jobs data from Trade Partnership Worldwide. "IPEF" includes the participants as of launch on July 1, 2024.

Mississippi's 3rd DISTRICT

Services Fuel U.S. Jobs and Growth

Services fuel America's economic growth and jobs, generating more than 77 percent of employment in the United States and 68 percent of GDP. Services are a major component of the manufacturing and agricultural sectors, and they boost the competitiveness of those sectors.

In MS-3, services accounted for 72 percent of all jobs in 2022. The top services sector for employment was educational services, and health care and social assistance, which alone employed 86,300 MS-3 workers.



MS-3 Services Industries Employ **235,200** Workers

MS-3 Jobs by Sector and Services Subsector, 2022

| | |
|--|----------------|
| Agriculture, Forestry, & Mining | 10,300 |
| Construction | 21,600 |
| Manufacturing | 42,900 |
| Public Administration | 15,800 |
| Total Services | 235,200 |
| <i>Wholesale Trade</i> | 7,300 |
| <i>Retail Trade</i> | 35,500 |
| <i>Transportation, Warehousing, & Utilities</i> | 18,900 |
| <i>Information</i> | 3,200 |
| <i>Finance, Insurance, & Real Estate</i> | 17,800 |
| <i>Professional, Scientific, & Management</i> | 25,200 |
| <i>Education, Health Care, & Social Assistance</i> | 86,300 |
| <i>Arts, Entertainment, Accommodation, & Food</i> | 24,700 |
| <i>Other Services</i> | 16,300 |