

Missouri's 3rd DISTRICT

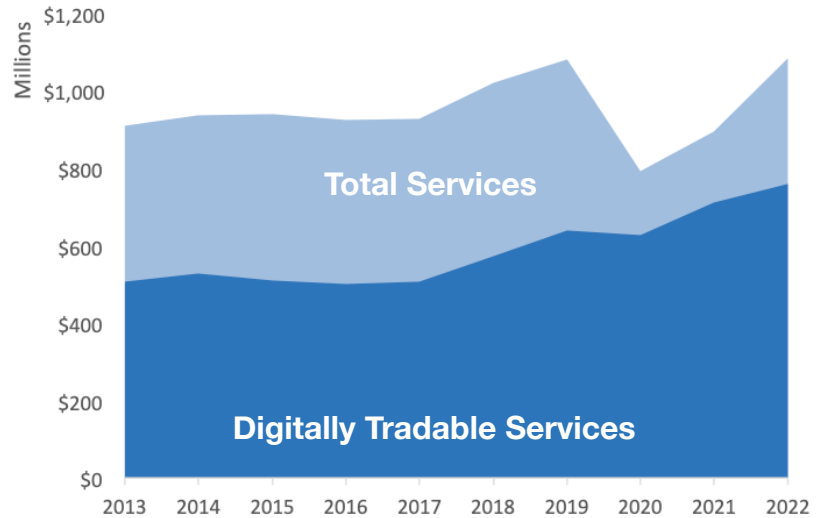
U.S. Services Supply the World

MO-3 has seen a rise in services exports, boosting economic growth and jobs. Services exports have fully recovered from Covid-related declines. In 2022, the U.S. services trade surplus was \$232 billion.

U.S. services industries are the most competitive and innovative in the world. They provide new economic opportunities and contribute to the successful production of manufacturing and agriculture in the United States and abroad.

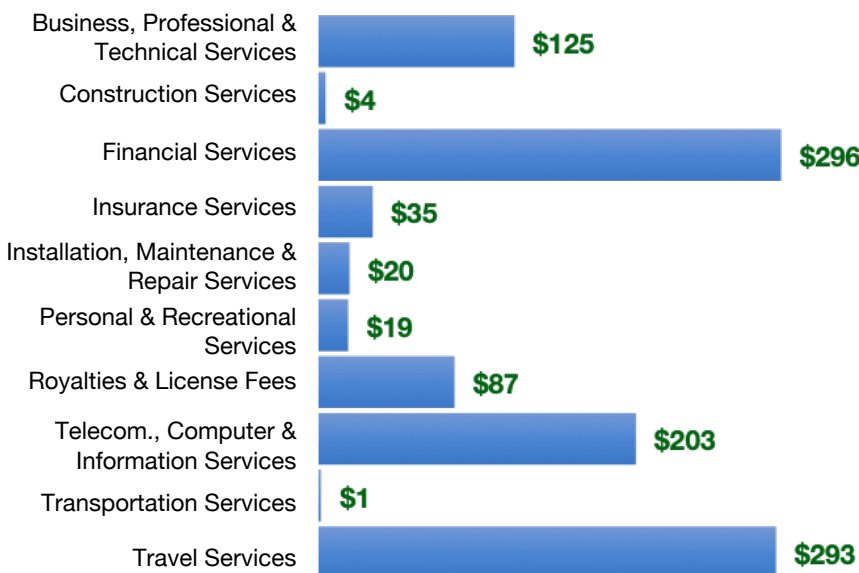
Type	2013	2019	2020	2022
Total Services	\$911M	\$1.1B	\$794M	\$1.1B
Digitally Tradable	\$506M	\$638M	\$628M	\$760M

MO-3 Services Exports



MO-3 Services Exports Support **6,520** Jobs,
Including **3,470** from Digitally Tradable Services

MO-3 Services Exports by Sector, 2022 (\$ millions)



MO-3 Services Exports to Select Markets, 2022

- To China:** \$60 million in services exports supporting **420 jobs**
- To Canada:** \$101 million in services exports supporting **620 jobs**
- To Mexico:** \$63 million in services exports supporting **480 jobs**

MO-3 Digital Services Exports to Select Markets, 2022

- To EU:** \$181 million in services exports supporting **810 jobs**
- To UK:** \$82 million in services exports supporting **350 jobs**
- To Africa:** \$16 million in services exports supporting **80 jobs**
- To IPEF*:** \$142 million in services exports supporting **670 jobs**

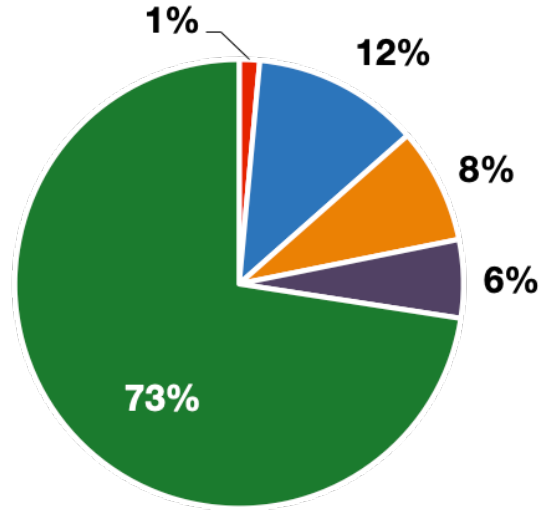
* Sources: National data from the U.S. Bureau of Economic Analysis, state export and jobs data from Trade Partnership Worldwide. "IPEF" includes the participants as of launch on July 1, 2024.

Missouri's 3rd DISTRICT

Services Fuel U.S. Jobs and Growth

Services fuel America's economic growth and jobs, generating more than 77 percent of employment in the United States and 68 percent of GDP. Services are a major component of the manufacturing and agricultural sectors, and they boost the competitiveness of those sectors.

In MO-3, services accounted for 73 percent of all jobs in 2022. The top services sector for employment was educational services, and health care and social assistance, which alone employed 91,600 MO-3 workers.



■ Services
 ■ Agriculture
 ■ Manufacturing
 ■ Construction
 ■ Public Administration

MO-3 Services Industries Employ **280,500** Workers

MO-3 Jobs by Sector and Services Subsector, 2022

Agriculture, Forestry, & Mining	5,700
Construction	32,200
Manufacturing	46,500
Public Administration	21,800
Total Services	280,500
<i>Wholesale Trade</i>	8,100
<i>Retail Trade</i>	45,200
<i>Transportation, Warehousing, & Utilities</i>	21,900
<i>Information</i>	5,900
<i>Finance, Insurance, & Real Estate</i>	29,300
<i>Professional, Scientific, & Management</i>	36,800
<i>Education, Health Care, & Social Assistance</i>	91,600
<i>Arts, Entertainment, Accommodation, & Food</i>	26,000
<i>Other Services</i>	15,700