

## Minnesota's 5<sup>th</sup> DISTRICT

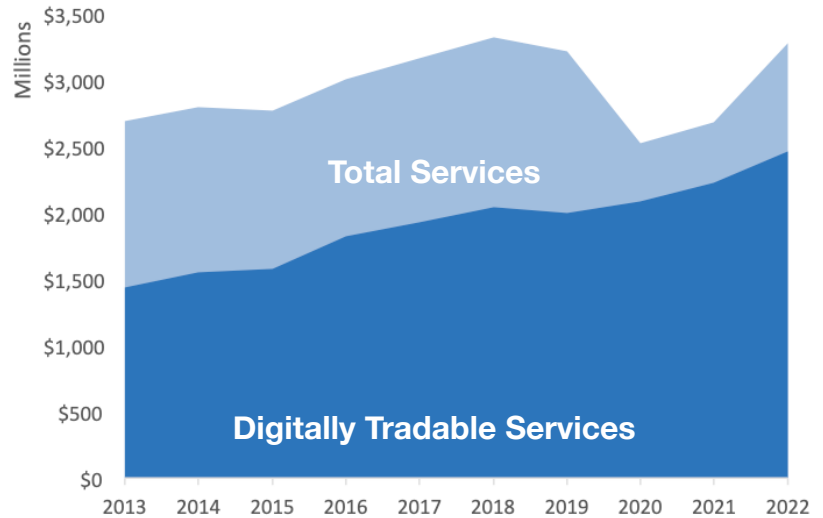
### U.S. Services Supply the World

MN-5 has seen a rise in services exports, boosting economic growth and jobs. Services exports have fully recovered from Covid-related declines. In 2022, the U.S. services trade surplus was \$232 billion.

U.S. services industries are the most competitive and innovative in the world. They provide new economic opportunities and contribute to the successful production of manufacturing and agriculture in the United States and abroad.

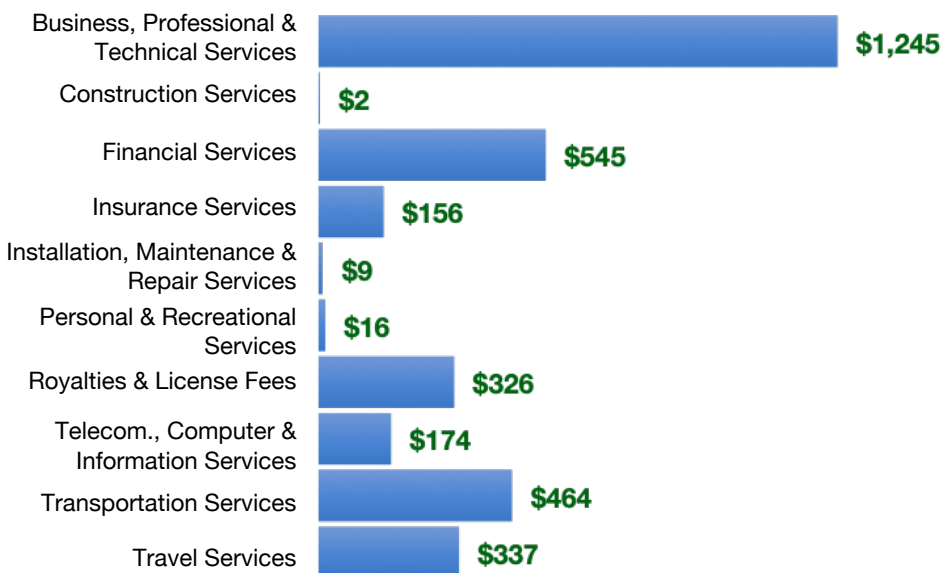
Type	2013	2019	2020	2022
Total Services	\$2.7B	\$3.2B	\$2.5B	\$3.3B
Digitally Tradable	\$1.4B	\$2.0B	\$2.1B	\$2.5B

### MN-5 Services Exports



MN-5 Services Exports Support **18,050** Jobs,  
Including **12,470** from Digitally Tradable Services

### MN-5 Services Exports by Sector, 2022 (\$ millions)



### MN-5 Services Exports to Select Markets, 2022

- To China:** \$145 million in services exports supporting **1,080 jobs**
- To Canada:** \$287 million in services exports supporting **1,490 jobs**
- To Mexico:** \$130 million in services exports supporting **760 jobs**

### MN-5 Digital Services Exports to Select Markets, 2022

- To EU:** \$733 million in services exports supporting **3,920 jobs**
- To UK:** \$265 million in services exports supporting **1,280 jobs**
- To Africa:** \$29 million in services exports supporting **160 jobs**
- To IPEF\*:** \$386 million in services exports supporting **1,970 jobs**

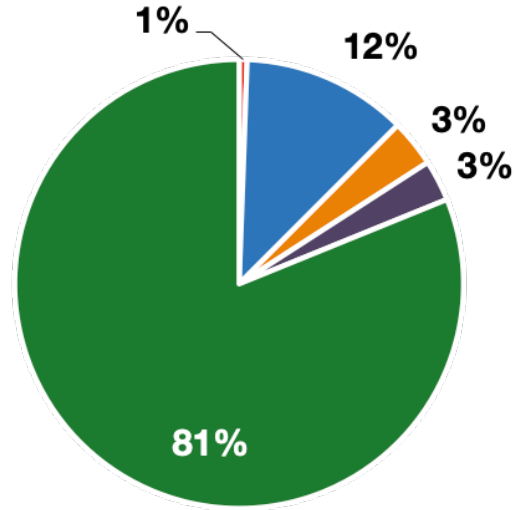
\* Sources: National data from the U.S. Bureau of Economic Analysis, state export and jobs data from Trade Partnership Worldwide. "IPEF" includes the participants as of launch on July 1, 2024.  
Copyright 2024. The Coalition of Services Industries. All rights reserved.

## Minnesota's 5<sup>th</sup> DISTRICT

### Services Fuel U.S. Jobs and Growth

Services fuel America's economic growth and jobs, generating more than 77 percent of employment in the United States and 68 percent of GDP. Services are a major component of the manufacturing and agricultural sectors, and they boost the competitiveness of those sectors.

In MN-5, services accounted for 81 percent of all jobs in 2022. The top services sector for employment was educational services, and health care and social assistance, which alone employed 95,700 MN-5 workers.



■ Services 
 ■ Agriculture 
 ■ Manufacturing 
 ■ Construction 
 ■ Public Administration

MN-5 Services Industries Employ **323,100** Workers

### MN-5 Jobs by Sector and Services Subsector, 2022

Agriculture, Forestry, & Mining	2,300
Construction	13,500
Manufacturing	47,500
Public Administration	11,800
<b>Total Services</b>	<b>323,100</b>
<i>Wholesale Trade</i>	9,200
<i>Retail Trade</i>	42,200
<i>Transportation, Warehousing, &amp; Utilities</i>	18,100
<i>Information</i>	7,000
<i>Finance, Insurance, &amp; Real Estate</i>	33,300
<i>Professional, Scientific, &amp; Management</i>	64,500
<i>Education, Health Care, &amp; Social Assistance</i>	95,700
<i>Arts, Entertainment, Accommodation, &amp; Food</i>	36,000
<i>Other Services</i>	17,000