

Michigan's 12th DISTRICT

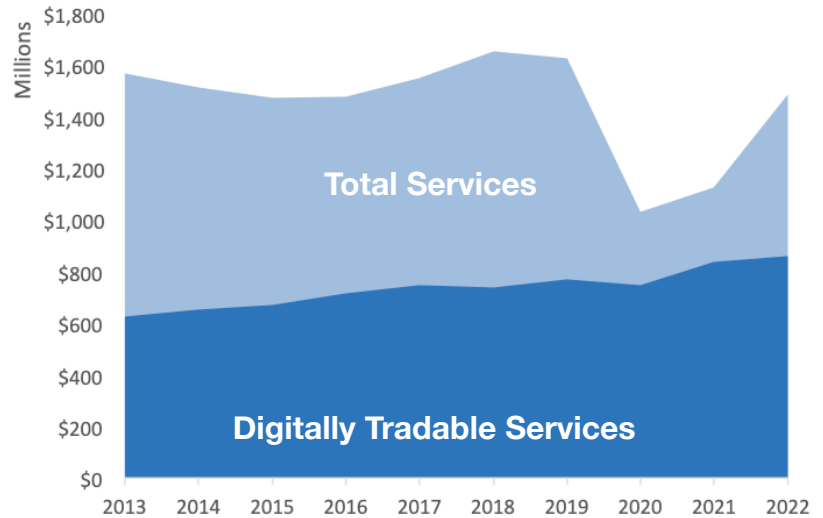
U.S. Services Supply the World

MI-12 has seen a rise in services exports, boosting economic growth and jobs. Services exports have nearly recovered from Covid-related declines. In 2022, the U.S. services trade surplus was \$232 billion.

U.S. services industries are the most competitive and innovative in the world. They provide new economic opportunities and contribute to the successful production of manufacturing and agriculture in the United States and abroad.

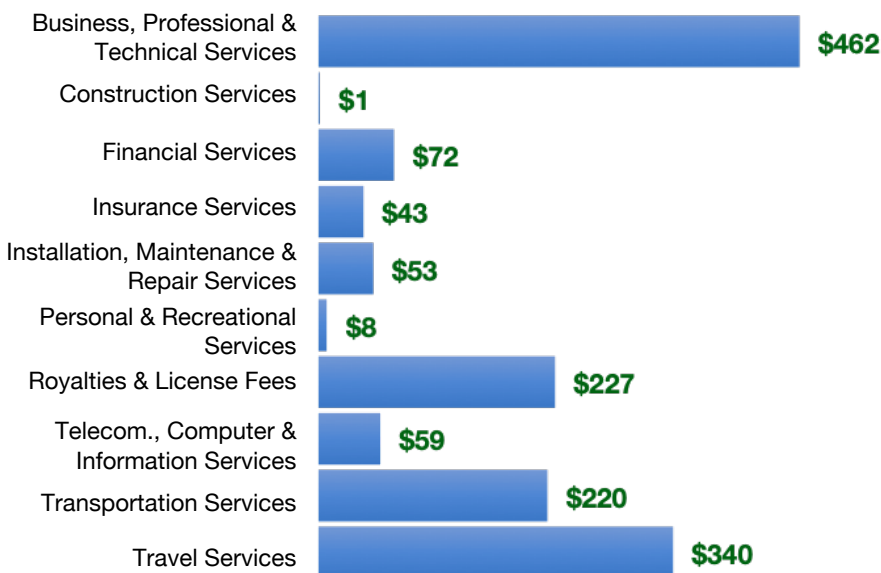
Type	2013	2019	2020	2022
Total Services	\$1.6B	\$1.6B	\$1.0B	\$1.5B
Digitally Tradable	\$627M	\$769M	\$750M	\$862M

MI-12 Services Exports



MI-12 Services Exports Support 8,240 Jobs, Including 4,400 from Digitally Tradable Services

MI-12 Services Exports by Sector, 2022 (\$ millions)



MI-12 Services Exports to Select Markets, 2022

- To China:** \$98 million in services exports supporting 480 jobs
- To Canada:** \$124 million in services exports supporting 720 jobs
- To Mexico:** \$81 million in services exports supporting 550 jobs

MI-12 Digital Services Exports to Select Markets, 2022

- To EU:** \$259 million in services exports supporting 1,310 jobs
- To UK:** \$72 million in services exports supporting 380 jobs
- To Africa:** \$12 million in services exports supporting 70 jobs
- To IPEF*:** \$154 million in services exports supporting 800 jobs

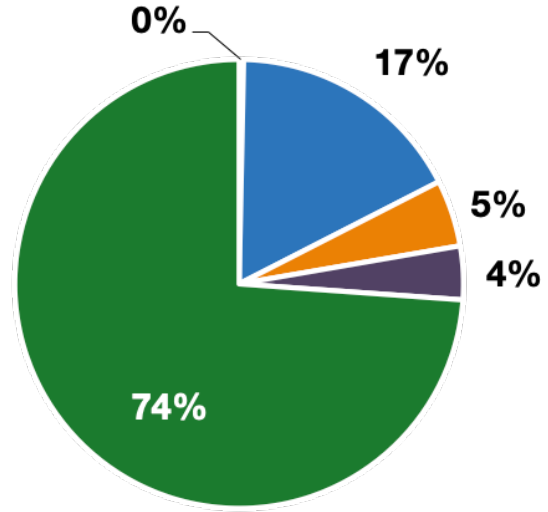
* Sources: National data from the U.S. Bureau of Economic Analysis, state export and jobs data from Trade Partnership Worldwide. "IPEF" includes the participants as of launch on July 1, 2024.
Copyright 2024. The Coalition of Services Industries. All rights reserved.

Michigan's 12th DISTRICT

Services Fuel U.S. Jobs and Growth

Services fuel America's economic growth and jobs, generating more than 77 percent of employment in the United States and 68 percent of GDP. Services are a major component of the manufacturing and agricultural sectors, and they boost the competitiveness of those sectors.

In MI-12, services accounted for 74 percent of all jobs in 2022. The top services sector for employment was educational services, and health care and social assistance, which alone employed 73,900 MI-12 workers.



■ Services
 ■ Agriculture
 ■ Manufacturing
 ■ Construction
 ■ Public Administration

MI-12 Services Industries Employ **248,900** Workers

MI-12 Jobs by Sector and Services Subsector, 2022

Agriculture, Forestry, & Mining	1,100
Construction	16,200
Manufacturing	57,800
Public Administration	13,000
Total Services	248,900
<i>Wholesale Trade</i>	4,800
<i>Retail Trade</i>	40,900
<i>Transportation, Warehousing, & Utilities</i>	22,800
<i>Information</i>	4,700
<i>Finance, Insurance, & Real Estate</i>	20,700
<i>Professional, Scientific, & Management</i>	36,800
<i>Education, Health Care, & Social Assistance</i>	73,900
<i>Arts, Entertainment, Accommodation, & Food</i>	29,000
<i>Other Services</i>	15,400