

Massachusetts' 3rd DISTRICT

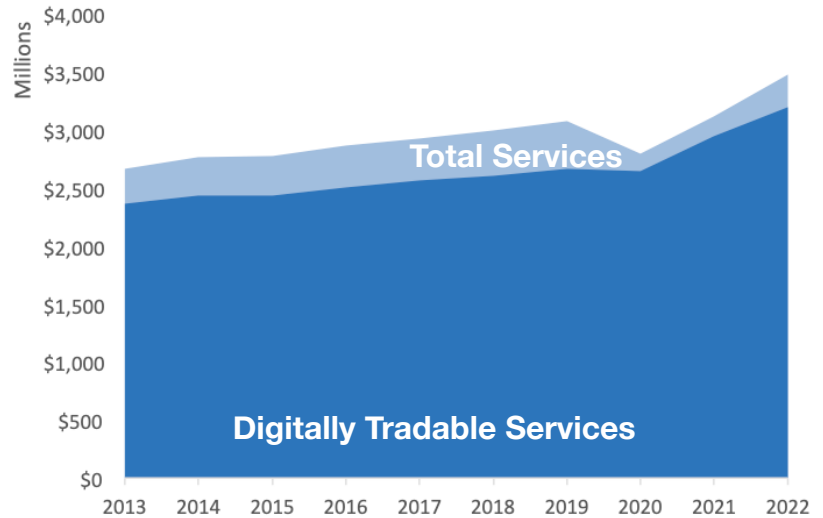
U.S. Services Supply the World

MA-3 has seen a rise in services exports, boosting economic growth and jobs. Services exports have fully recovered from Covid-related declines. In 2022, the U.S. services trade surplus was \$232 billion.

U.S. services industries are the most competitive and innovative in the world. They provide new economic opportunities and contribute to the successful production of manufacturing and agriculture in the United States and abroad.

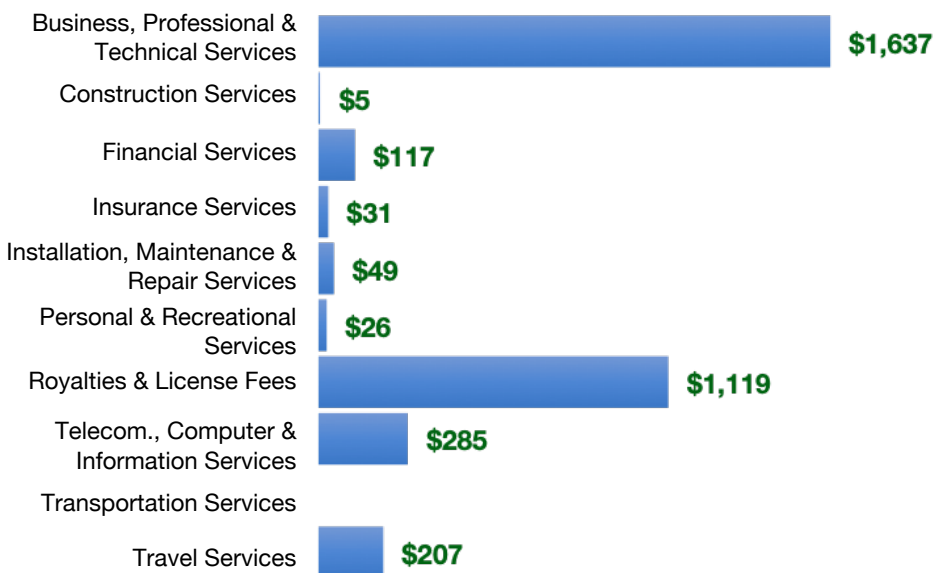
Type	2013	2019	2020	2022
Total Services	\$2.7B	\$3.1B	\$2.8B	\$3.5B
Digitally Tradable	\$2.4B	\$2.7B	\$2.6B	\$3.2B

MA-3 Services Exports



MA-3 Services Exports Support **16,950** Jobs, Including **14,350** from Digitally Tradable Services

MA-3 Services Exports by Sector, 2022 (\$ millions)



MA-3 Services Exports to Select Markets, 2022

- To China:** \$147 million in services exports supporting 800 jobs
- To Canada:** \$180 million in services exports supporting 1,000 jobs
- To Mexico:** \$93 million in services exports supporting 590 jobs

MA-3 Digital Services Exports to Select Markets, 2022

- To EU:** \$1.2 billion in services exports supporting 5,430 jobs
- To UK:** \$188 million in services exports supporting 930 jobs
- To Africa:** \$34 million in services exports supporting 190 jobs
- To IPEF*:** \$633 million in services exports supporting 2,760 jobs

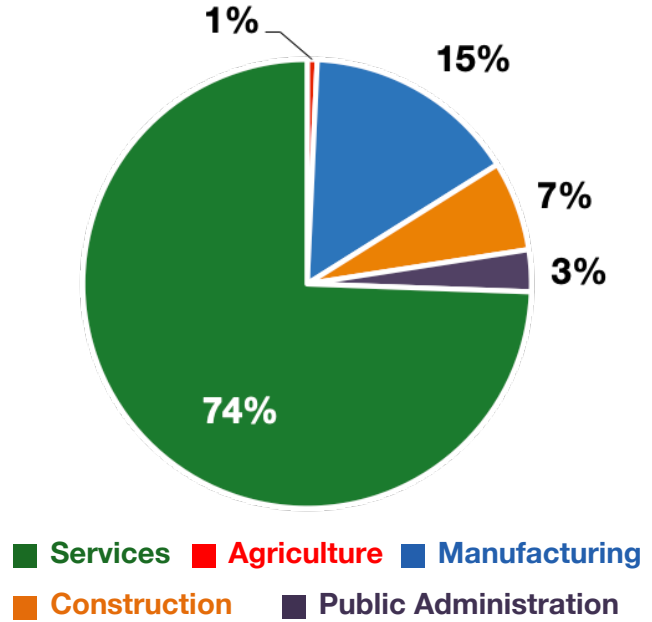
* Sources: National data from the U.S. Bureau of Economic Analysis, state export and jobs data from Trade Partnership Worldwide. "IPEF" includes the participants as of launch on July 1, 2024.

Massachusetts' 3rd DISTRICT

Services Fuel U.S. Jobs and Growth

Services fuel America's economic growth and jobs, generating more than 77 percent of employment in the United States and 68 percent of GDP. Services are a major component of the manufacturing and agricultural sectors, and they boost the competitiveness of those sectors.

In MA-3, services accounted for 74 percent of all jobs in 2022. The top services sector for employment was educational services, and health care and social assistance, which alone employed 98,300 MA-3 workers.



MA-3 Services Industries Employ **307,100** Workers

MA-3 Jobs by Sector and Services Subsector, 2022

Agriculture, Forestry, & Mining	3,000
Construction	26,700
Manufacturing	63,400
Public Administration	12,400
Total Services	307,100
<i>Wholesale Trade</i>	9,400
<i>Retail Trade</i>	41,000
<i>Transportation, Warehousing, & Utilities</i>	19,100
<i>Information</i>	5,900
<i>Finance, Insurance, & Real Estate</i>	20,800
<i>Professional, Scientific, & Management</i>	67,600
<i>Education, Health Care, & Social Assistance</i>	98,300
<i>Arts, Entertainment, Accommodation, & Food</i>	29,300
<i>Other Services</i>	15,600