

Kansas' 3rd DISTRICT

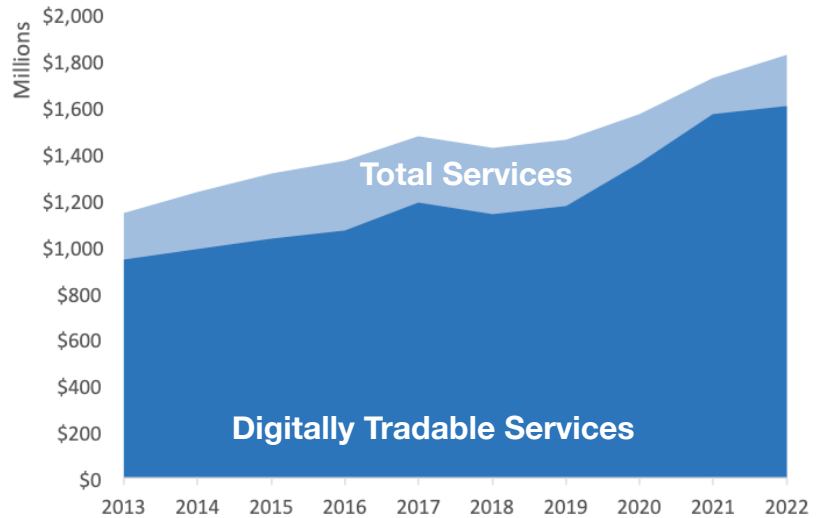
U.S. Services Supply the World

KS-3 has seen a rise in services exports, boosting economic growth and jobs. Services exports have fully recovered from Covid-related declines. In 2022, the U.S. services trade surplus was \$232 billion.

U.S. services industries are the most competitive and innovative in the world. They provide new economic opportunities and contribute to the successful production of manufacturing and agriculture in the United States and abroad.

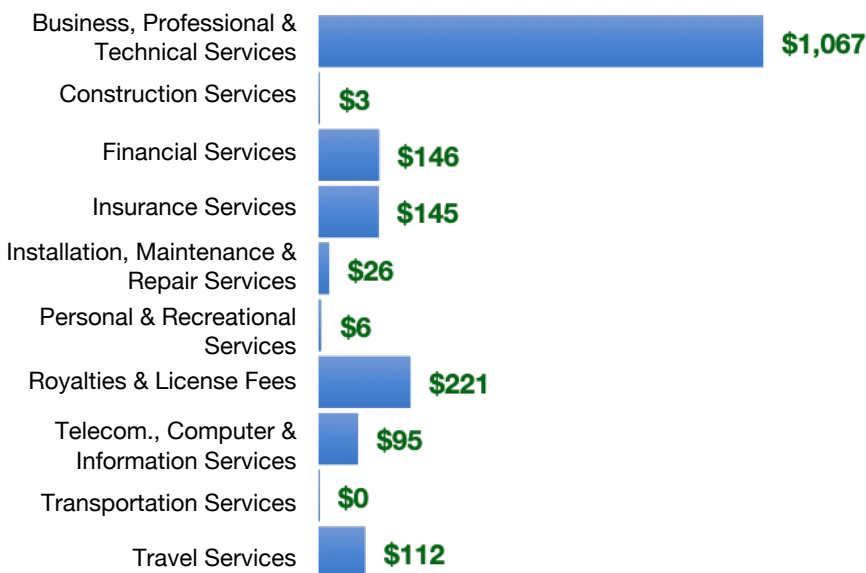
Type	2013	2019	2020	2022
Total Services	\$1.1B	\$1.5B	\$1.6B	\$1.8B
Digitally Tradable	\$940M	\$1.2B	\$1.4B	\$1.6B

KS-3 Services Exports



KS-3 Services Exports Support 10,560 Jobs, Including 9,060 from Digitally Tradable Services

KS-3 Services Exports by Sector, 2022 (\$ millions)



KS-3 Services Exports to Select Markets, 2022

- To China:** \$63 million in services exports supporting 340 jobs
- To Canada:** \$134 million in services exports supporting 790 jobs
- To Mexico:** \$64 million in services exports supporting 420 jobs

KS-3 Digital Services Exports to Select Markets, 2022

- To EU:** \$541 million in services exports supporting 3,170 jobs
- To UK:** \$143 million in services exports supporting 810 jobs
- To Africa:** \$20 million in services exports supporting 120 jobs
- To IPEF*:** \$268 million in services exports supporting 1,490 jobs

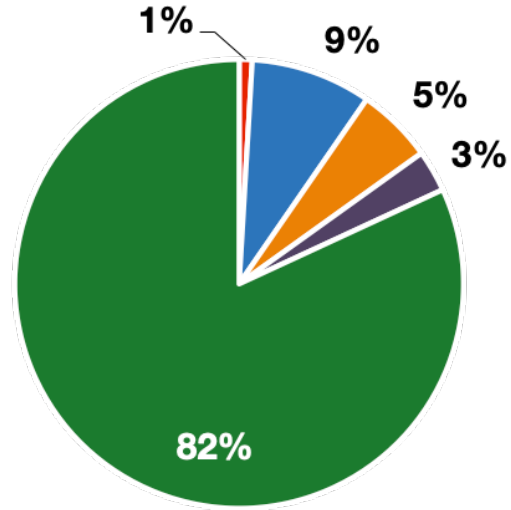
* Sources: National data from the U.S. Bureau of Economic Analysis, state export and jobs data from Trade Partnership Worldwide. "IPEF" includes the participants as of launch on July 1, 2024.
Copyright 2024. The Coalition of Services Industries. All rights reserved.

Kansas' 3rd DISTRICT

Services Fuel U.S. Jobs and Growth

Services fuel America's economic growth and jobs, generating more than 77 percent of employment in the United States and 68 percent of GDP. Services are a major component of the manufacturing and agricultural sectors, and they boost the competitiveness of those sectors.

In KS-3, services accounted for 82 percent of all jobs in 2022. The top services sector for employment was educational services, and health care and social assistance, which alone employed 95,700 KS-3 workers.



■ Services
 ■ Agriculture
 ■ Manufacturing
 ■ Construction
 ■ Public Administration

KS-3 Services Industries Employ **328,100** Workers

KS-3 Jobs by Sector and Services Subsector, 2022

Agriculture, Forestry, & Mining	3,800
Construction	21,900
Manufacturing	34,800
Public Administration	12,000
Total Services	328,100
<i>Wholesale Trade</i>	10,600
<i>Retail Trade</i>	42,000
<i>Transportation, Warehousing, & Utilities</i>	20,800
<i>Information</i>	9,100
<i>Finance, Insurance, & Real Estate</i>	39,700
<i>Professional, Scientific, & Management</i>	68,900
<i>Education, Health Care, & Social Assistance</i>	95,700
<i>Arts, Entertainment, Accommodation, & Food</i>	27,600
<i>Other Services</i>	13,900