

Kansas' 1st DISTRICT

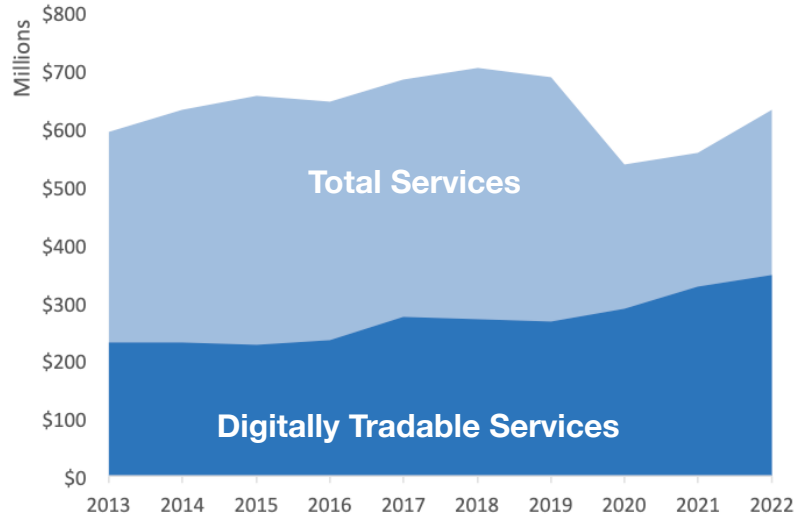
U.S. Services Supply the World

KS-1 has seen a rise in services exports, boosting economic growth and jobs. Services exports have nearly recovered from Covid-related declines. In 2022, the U.S. services trade surplus was \$232 billion.

U.S. services industries are the most competitive and innovative in the world. They provide new economic opportunities and contribute to the successful production of manufacturing and agriculture in the United States and abroad.

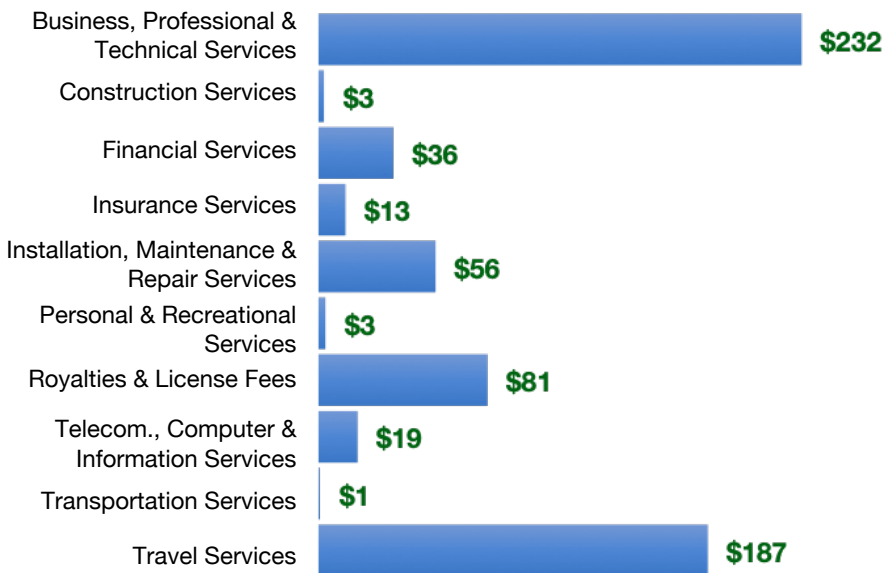
Type	2013	2019	2020	2022
Total Services	\$593M	\$686M	\$537M	\$630M
Digitally Tradable	\$231M	\$266M	\$289M	\$346M

KS-1 Services Exports



KS-1 Services Exports Support 4,150 Jobs, Including 1,820 from Digitally Tradable Services

KS-1 Services Exports by Sector, 2022 (\$ millions)



KS-1 Services Exports to Select Markets, 2022

- To China:** \$52 million in services exports supporting 390 jobs
- To Canada:** \$45 million in services exports supporting 300 jobs
- To Mexico:** \$30 million in services exports supporting 230 jobs

KS-1 Digital Services Exports to Select Markets, 2022

- To EU:** \$119 million in services exports supporting 650 jobs
- To UK:** \$29 million in services exports supporting 150 jobs
- To Africa:** \$4.2 million in services exports supporting 30 jobs
- To IPEF*:** \$58 million in services exports supporting 300 jobs

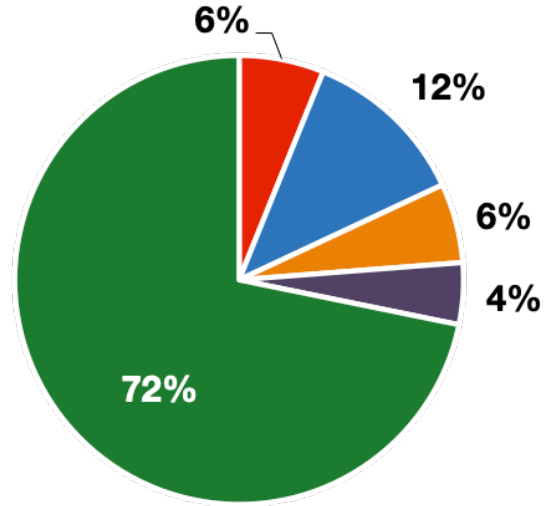
* Sources: National data from the U.S. Bureau of Economic Analysis, state export and jobs data from Trade Partnership Worldwide. "IPEF" includes the participants as of launch on July 1, 2024.
Copyright 2024. The Coalition of Services Industries. All rights reserved.

Kansas' 1st DISTRICT

Services Fuel U.S. Jobs and Growth

Services fuel America's economic growth and jobs, generating more than 77 percent of employment in the United States and 68 percent of GDP. Services are a major component of the manufacturing and agricultural sectors, and they boost the competitiveness of those sectors.

In KS-1, services accounted for 72 percent of all jobs in 2022. The top services sector for employment was educational services, and health care and social assistance, which alone employed 98,400 KS-1 workers.



■ Services
 ■ Agriculture
 ■ Manufacturing
 ■ Construction
 ■ Public Administration

KS-1 Services Industries Employ 261,800 Workers

KS-1 Jobs by Sector and Services Subsector, 2022

Agriculture, Forestry, & Mining	22,300
Construction	20,900
Manufacturing	43,500
Public Administration	16,200
Total Services	261,800
<i>Wholesale Trade</i>	7,700
<i>Retail Trade</i>	36,400
<i>Transportation, Warehousing, & Utilities</i>	19,600
<i>Information</i>	4,800
<i>Finance, Insurance, & Real Estate</i>	18,400
<i>Professional, Scientific, & Management</i>	26,800
<i>Education, Health Care, & Social Assistance</i>	98,400
<i>Arts, Entertainment, Accommodation, & Food</i>	30,500
<i>Other Services</i>	19,200