

Indiana's 8th DISTRICT

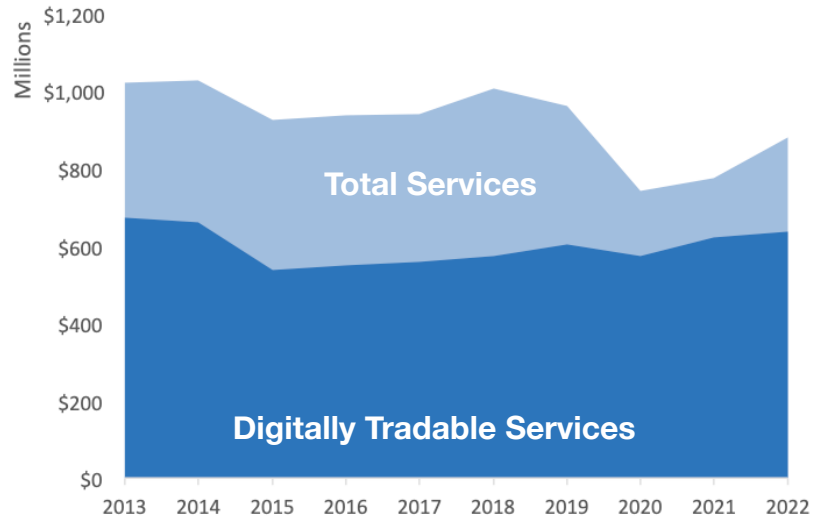
U.S. Services Supply the World

IN-8 has seen a rise in services exports, boosting economic growth and jobs. Services exports have nearly recovered from Covid-related declines. In 2022, the U.S. services trade surplus was \$232 billion.

U.S. services industries are the most competitive and innovative in the world. They provide new economic opportunities and contribute to the successful production of manufacturing and agriculture in the United States and abroad.

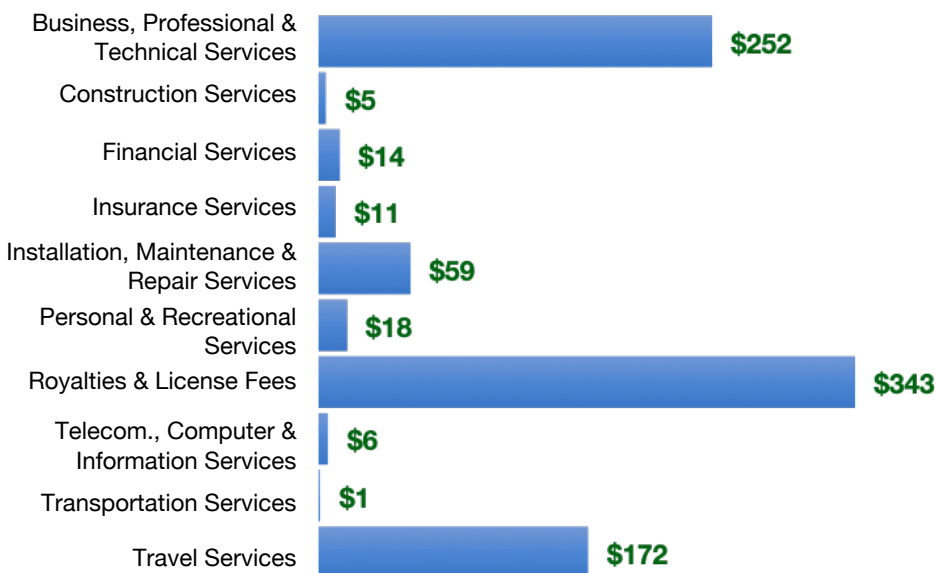
Type	2013	2019	2020	2022
Total Services	\$1.0B	\$962M	\$743M	\$881M
Digitally Tradable	\$672M	\$605M	\$574M	\$638M

IN-8 Services Exports



IN-8 Services Exports Support 4,800 Jobs, Including 2,720 from Digitally Tradable Services

IN-8 Services Exports by Sector, 2022 (\$ millions)



IN-8 Services Exports to Select Markets, 2022

- To China:** \$50 million in services exports supporting 270 jobs
- To Canada:** \$49 million in services exports supporting 330 jobs
- To Mexico:** \$37 million in services exports supporting 290 jobs

IN-8 Digital Services Exports to Select Markets, 2022

- To EU:** \$238 million in services exports supporting 940 jobs
- To UK:** \$29 million in services exports supporting 140 jobs
- To Africa:** \$6.7 million in services exports supporting 40 jobs
- To IPEF*:** \$122 million in services exports supporting 540 jobs

* Sources: National data from the U.S. Bureau of Economic Analysis, state export and jobs data from Trade Partnership Worldwide. "IPEF" includes the participants as of launch on July 1, 2024.

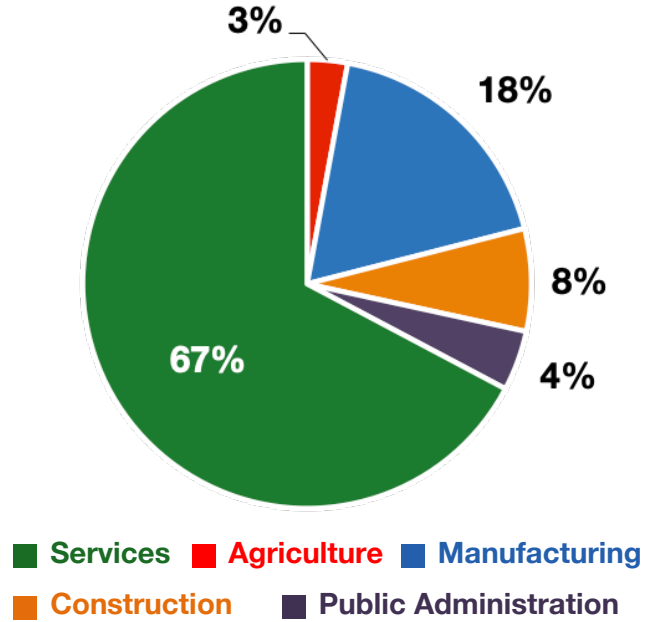
Copyright 2024. The Coalition of Services Industries. All rights reserved.

Indiana's 8th DISTRICT

Services Fuel U.S. Jobs and Growth

Services fuel America's economic growth and jobs, generating more than 77 percent of employment in the United States and 68 percent of GDP. Services are a major component of the manufacturing and agricultural sectors, and they boost the competitiveness of those sectors.

In IN-8, services accounted for 67 percent of all jobs in 2022. The top services sector for employment was educational services, and health care and social assistance, which alone employed 86,200 IN-8 workers.



IN-8 Services Industries Employ **242,700** Workers

IN-8 Jobs by Sector and Services Subsector, 2022

Agriculture, Forestry, & Mining	10,500
Construction	26,700
Manufacturing	65,400
Public Administration	15,700
Total Services	242,700
<i>Wholesale Trade</i>	6,200
<i>Retail Trade</i>	42,900
<i>Transportation, Warehousing, & Utilities</i>	19,500
<i>Information</i>	5,100
<i>Finance, Insurance, & Real Estate</i>	15,200
<i>Professional, Scientific, & Management</i>	25,700
<i>Education, Health Care, & Social Assistance</i>	86,200
<i>Arts, Entertainment, Accommodation, & Food</i>	25,100
<i>Other Services</i>	16,900